

Экранные приложения с большим количеством информации. Проблемы и предлагаемые решения

На примере электронных торговых площадок



Обычно информация подается
в какой-либо удобной форме.

Торговые системы — не
исключение:

Например, в виде таблицы

Таблица

Positions ✕												
Displaying 162 items of 648 Show filters											Close all positions	
Symbol	Position code	Time	Side	Lots	Price	Margin	Profit/Loss	Stop Loss	Take Profit	Bid	Ask	
EUR/USD	19837561247	12:32 12 Aug 2011	BUY	2	0.9324	1%	115.27	0.9020	0.9120	0.9421	0.9432	✕
EUR/CAD	12969614583	12:22 12 Aug 2011	SELL	2	0.9941	2%	-11.77	0.9012	0.8012	0.9971	0.9995	✕
EUR/RUR	86547962406	12:21 12 Aug 2011	SELL	1	99.1560	1%	156.81	0.9999	0.9499	99.0146	99.1124	✕
EUR/CHF	21294615074	12:16 12 Aug 2011	SELL	2	1.1015	20%	140.12	0.0247	0.9247	48.0134	49.0124	✕
EUR/GBP	20674592656	12:14 12 Aug 2011	BUY	3	3.1251	2%	-1.01	0.1228	0.6228	100.2468	101.0021	✕
EUR/CNY	47479642500	12:12 12 Aug 2011	BUY	1	44.1156	3%	83.13	1.0653	2.2653	12.0126	12.1111	✕
EUR/JPY	12457150762	12:10 12 Aug 2011	SELL	1	0.9202	1%	176.14	4.0125	0.5125	0.2147	0.6124	✕
EUR/AUD	56782345142	12:08 12 Aug 2011	SELL	2	157.1234	5%	2.21	1.0154	2.0154	0.9999	1.1111	✕













Таблица

Positions ✕													
► Filters displaying 162 items of 648 Ungroup Close all positions													
Symbol	Position code	Time	Side	Lots	Amount USD	Price	Used Margin	Profit/Loss	Stop Loss	Take Profit	Bid	Ask	
✖ EUR/USD			SELL	5	1.8720		22%	400.43			0.9421	0.9423	✕
EUR/USD	19837561247	8 Aug 13:13	SELL	2	0.9324	0.9324	1%	115.27	0.9020	0.9120	0.9421	0.9423	✕
EUR/USD	12969614583	8 Aug 13:12	SELL	2	0.9941	0.9941	2%	-11.77	0.9012	0.8012	0.9421	0.9423	✕
EUR/USD	86547962406	8 Aug 13:11	BUY	1	1.1560	1.1560	1%	156.81	0.9999	0.9499	0.9421	1.9423	✕
EUR/USD	21294615074	8 Aug 13:08	SELL	2	1.1015	1.1015	20%	140.12	0.0247	0.9247	0.9421	0.9423	✕
✖ EUR/CAD			BUY	1	2.1310		0%	-12.78			0.9423	1.1001	✕
EUR/CAD	20674592656	8 Aug 13:02	BUY	4	3.1251	3.1251	2%	-1.01	0.1228	0.6228	0.9423	1.1001	✕
EUR/CAD	12969614583	8 Jun 13:02	SELL	3	0.9941	0.9941	2%	-11.77	0.9012	0.8012	0.9423	1.1001	✕
EUR/RUR	86547962406	7 Aug 12:02	SELL	2	1.1560	1.1560	1%	156.81	0.9999	0.9499	1.0126	1.0128	✕
EUR/CHF	21294615074	7 Aug 10:52	SELL	200	1.1015	1.1015	20%	140.12	0.0247	0.9247	0.2147	0.2149	✕
EUR/GBP	20674592656	7 Aug 10:42	SELL	50	3.1251	3.1251	2%	-1.01	0.1228	0.6228	0.9999	1.1001	✕

Или списком

Списки

USD	
USD/CAD	USDollar/Canadian Dollar Spot
USD/CHF	USDollar/Swiss Franc Spot
USD/CZK	USDollar/Czech Koruna Spot
USD/DKK	USDollar/Danish Krone Spot
USD/HKD	USDollar/Hong Kong Dollar Spot
USD/HUF	USDollar/Hungarian Forint Spot
USD/ILS	USDollar/New Israeli Shekel Sp
USD/JPY	USDollar/Japanese Yen Spot
USD/MXN	USDollar/Mexican Peso Spot
USD/NOK	USDollar/Norwegian Krone Spot

-  Watchlist
-  Orders
-  Dashboard
-  Positions
-  Order entry
-  Closed Positions
-  Chart
-  Net Positions
-  News
-  Price alerts
-  Messages
-  Economic calendar

US Aggregation: 5m Period: 5 Days Chart type: Bar

USD/AED	United States dollar - United Arab Emirates dirham
USD/AUD	United States dollar - Australian dollar
USD/CAD	United States dollar - Canadian dollar
USD/CHF	United States dollar - Swiss franc
USD/CZK	United States dollar - Czech koruna
USD/DKK	United States dollar - Danish krone
USD/EUR	United States dollar - Euro
USD/GBP	United States dollar - Pound sterling
USD/HKD	United States dollar - Hong Kong dollar
USD/HUF	United States dollar - Hungarian forint

[Next 17](#)



Еще вариант — представление
в виде графика

Графики



Графики



Но что делать, когда информации много больше, и она требуется вся сразу?

Решение:

Использовать модули (виджеты) и расположить их на одном экране.

Messages

18:36:21 FILLED: Order 24041661:75 BOUGHT 1.00 EUR/JPY @ 127.396
 18:36:21 SENDING: NEW Order Buy 1.00 EUR/JPY @ Market
 18:36:20 FILLED: Order 24041661:74 BOUGHT 1.00 AUD/USD @ 1.02790
 18:36:20 FILLED: Order 24041661:73 BOUGHT 1.00 EUR/GBP @ 0.84140
 18:36:20 SENDING: NEW Order Buy 1.00 AUD/USD @ Market
 18:36:19 FILLED: Order 24041661:72 SOLD 1.00 CHF/JPY @ 103.900
 18:36:19 SENDING: NEW Order Buy 1.00 EUR/GBP @ Market
 18:36:18 SENDING: NEW Order Sell 1.00 CHF/JPY @ Market
 18:36:18 FILLED: Order 24041661:71 SOLD 1.00 EUR/GBP @ 0.84130
 18:36:17 SENDING: NEW Order Sell 1.00 EUR/GBP @ Market
 18:35:47 has no alerts

Watchlist (1-click trading)

Symbol	Spread	Bid	Ask	% change	Qty	Day low	Day high	Lot size	Sell swap
USD/JPY	0.8	97.830	97.838	-1.5180	1.00	97.830	99.379	100,000	0.956
EUR/USD	0.2	1.30148	1.30150	0.0831	1.00	1.29910	1.30470	100,000	0.868
USD/CHF	1	0.94245	0.94255	-0.3068	1.00	0.94029	0.94565	100,000	0.918
GBP/USD	1	1.54823 ↓	1.54833 ↓	0.3149	1.00	1.54190	1.54970	100,000	0.738
AUD/USD	1	1.02768	1.02778	-0.1506	1.00	1.02632	1.03363	100,000	0.875
USD/CAD	1	1.01758	1.01768	-0.2617	1.00	1.01735	1.02130	100,000	0.988
EUR/GBP	1	0.84130	0.84140	-0.1365	1.00	0.83990	0.84476	100,000	0.533
EUR/JPY	1	127.253 ↓	127.263 ↓	-1.4383	1.00	127.252	129.295	100,000	0.577
GBP/JPY	10	151.449	151.549	-1.2171	1.00	151.449	153.394	100,000	0.143
CHF/JPY	1	103.800 ↑	103.810 ↑	-1.2153	1.00	103.744	105.222	100,000	0.097
EUR/CHF	1.5	1.22650	1.22665	-0.2180	1.00	1.22493	1.23114	100,000	0.064
EUR/CAD	1	1.32440	1.32450	-0.1816	1.00	1.32340	1.33059	100,000	0.144
EUR/AUD	-2.2	1.26681	1.26659	0.2398	1.00	1.26145	1.26820	100,000	0.495

Orders (5 Items of 5)

Cancel all orders

Filters

Status	Symbol	Type	Side	Lots	Price	Fill price	Trigger price	Stop Loss	Take Profit	Order ID	Ask	Time and date
filled	EUR/JPY	M	BUY	1.00	127.396	127.396	127.2...	127.2...	127.2...	24041661:75	127.2...	04/26 06:36 PM
filled	AUD/USD	M	BUY	1.00	1.02790	1.02790	1.027...	1.027...	1.027...	24041661:74	1.027...	04/26 06:36 PM
filled	EUR/GBP	M	BUY	1.00	0.84140	0.84140	0.841...	0.841...	0.841...	24041661:73	0.841...	04/26 06:36 PM
filled	CHF/JPY	M	SELL	1.00	103.900	103.900	103.8...	103.8...	103.8...	24041661:72	103.8...	04/26 06:36 PM
filled	EUR/GBP	M	SELL	1.00	0.84130	0.84130	0.841...	0.841...	0.841...	24041661:71	0.841...	04/26 06:36 PM

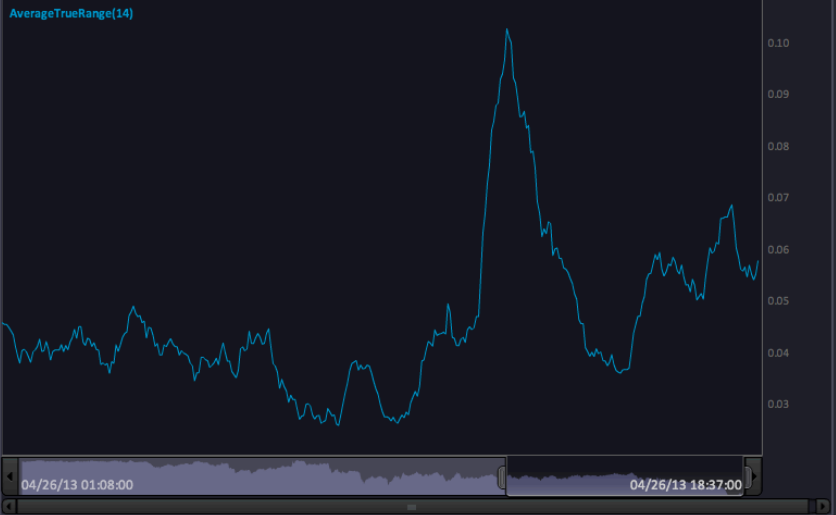
Positions (8 Items of 8)

Close all positions

Filters

Symbol	Position code	Time	Side	Lots	Amount (\$)	Price	Used Margin	Profit/Loss (\$)	Total Profit/Loss (\$)	Stop Loss	Take Profit	Bid
AUD/USD	156#24041661:37	04/26 06:36 PM	BUY	1.00	102,773.0	1.02790	1,027.73	-22	-22	1.02768	1.02768	1.02768
CHF/JPY	150#24041661:35	04/26 06:36 PM	SELL	1.00	106,100.1	103.900	1,061.00	95.06	95.06	103.797	103.797	103.797
EUR/GBP	144#24041661:34	04/26 06:36 PM	SELL	1.00	130,267.0	0.84130	1,302.67	-15.48	-15.48	0.84130	0.84130	0.84130
EUR/GBP	144#24041661:36	04/26 06:36 PM	BUY	1.00	130,267.0	0.84140	1,302.67	-15.48	-15.48	0.84130	0.84130	0.84130
EUR/JPY	158#24041661:38	04/26 06:36 PM	BUY	1.00	130,085.6	127.396	1,300.86	-135.94	-135.94	127.263	127.263	127.263
GBP/JPY	134#18412068:67	03/13 04:57 PM	BUY	1.00	154,853.1	143.450	1,548.53	8,176.09	8,176.09	151.449	151.449	151.449
GBP/USD	184#22471463:2	04/16 04:07 PM	BUY	1.00	154,831.0	1.53220	1,548.31	1,606	1,606	1.54826	1.54826	1.54826
USD/CHF	195#21465340:1	04/05 08:52 PM	SELL	1.00	100,000.0	0.93281	1,000.00	-1,033.42	-1,033.42	0.94245	0.94245	0.94245

Chart



Становятся очень важными *плотность информации* и *разделение бизнес-данных и действий* над ними:

- фильтрация;
- сортировка;
- объединение в группы;
- вызов торговых функций;
- ...

Фильтрация / вызов торговых функций

Positions (5 items of 5 filtered / total 8) 🔍 ✕

Filters: Buy

Symbol	Position code	Time	Side	Lots	Amount (\$)	Price	Used Margin	Profit/Loss (\$)	Total Profit/Loss (\$)	Stop Loss	Take Profit	Bid	Ask	
AUD/USD	156#24041661:37	04/26 06:36 PM	BUY	1.00	102,795.00	1.02790	1,027.95	0	0			1.02790	1.02800	✕
EUR/GBP	144#24041661:36	04/26 06:36 PM	BUY	1.00	130,245.15	0.84140	1,302.54	-15.48	-15.48			0.84130	0.84140	✕
EUR/JPY	158#24041661:38	04/26 06:36 PM	BUY	1.00	130,195.34	127.396	1,301.95	-239.57	-239.57			127.162	127.172	✕
GBP/JPY	134#18412068:67	03/13 04:57 PM	BUY	1.00	154,848.78	143.450	1,548.52	7,934.56	7,934.56			151.197	151.297	✕
GBP/USD	184#22471463:2	04/16 04:07 PM	BUY	1.00	154,805.00	1.53220	1,548.15	1,590	1,590			1.54800	1.54810	✕

Объединение в группы / вызов торговых функций

Positions													✕
▶ Filters displaying 162 items of 648												Ungroup	Close all positions
Symbol	Position code	Time	Side	Lots	Amount USD	Price	Used Margin	Profit/Loss	Stop Loss	Take Profit	Bid	Ask	✕
☐ EUR/USD			SELL	5	1.8720		22%	400.43			0.9421	0.9423	✕
EUR/USD	19837561247	8 Aug 13:13	SELL	2	0.9324	0.9324	1%	115.27	0.9020	0.9120	0.9421	0.9423	✕
EUR/USD	12969614583	8 Aug 13:12	SELL	2	0.9941	0.9941	2%	-11.77	0.9012	0.8012	0.9421	0.9423	✕
EUR/USD	86547962406	8 Aug 13:11	BUY	1	1.1560	1.1560	1%	156.81	0.9999	0.9499	0.9421	1.9423	✕
EUR/USD	21294615074	8 Aug 13:08	SELL	2	1.1015	1.1015	20%	140.12	0.0247	0.9247	0.9421	0.9423	✕
☐ EUR/CAD			BUY	1	2.1310		0%	-12.78			0.9423	1.1001	✕
EUR/CAD	20674592656	8 Aug 13:02	BUY	4	3.1251	3.1251	2%	-1.01	0.1228	0.6228	0.9423	1.1001	✕
EUR/CAD	12969614583	8 Jun 13:02	SELL	3	0.9941	0.9941	2%	-11.77	0.9012	0.8012	0.9423	1.1001	✕
EUR/RUR	86547962406	7 Aug 12:02	SELL	2	1.1560	1.1560	1%	156.81	0.9999	0.9499	1.0126	1.0128	✕
EUR/CHF	21294615074	7 Aug 10:52	SELL	200	1.1015	1.1015	20%	140.12	0.0247	0.9247	0.2147	0.2149	✕
EUR/GBP	20674592656	7 Aug 10:42	SELL	50	3.1251	3.1251	2%	-1.01	0.1228	0.6228	0.9999	1.1001	✕

Проблема №1:

Нерациональное использование
свободного экранного места.

Нерациональное использование экранного места

Positions (5 items of 5 filtered / total 8) ☰ ✕

Filters: Buy Close all positions

SYMBOL Buy From To

Symbol	Position code	Time	Side	Lots	Amount (\$)	Price	Used Margin	Profit/Loss (\$)	Total Profit/Loss (\$)	Stop Loss	Take Profit	Bid	Ask	
AUD/USD	156#24041661:37	04/26 06:36 PM	BUY	1.00	102,795.00	1.02790	1,027.95	0	0			1.02790	1.02800	✕
EUR/GBP	144#24041661:36	04/26 06:36 PM	BUY	1.00	130,245.10	0.84140	1,302.54	-15.48	-15.48			0.84130	0.84140	✕
EUR/JPY	158#24041661:38	04/26 06:36 PM	BUY	1.00	130,195.34	127.396	1,301.95	-239.57	-239.57			127.162	127.172	✕
GBP/JPY	134#18412068:67	03/13 04:57 PM	BUY	1.00	154,848.70	143.450	1,548.52	7,934.56	7,934.56			151.197	151.297	✕
GBP/USD	184#22471463:2	04/16 04:07 PM	BUY	1.00	154,805.00	1.53220	1,548.15	1,590	1,590			1.54800	1.54810	✕

Нерациональное использование экранного места

Площадь топ-бара отдана только под заголовок и кнопки управления окном

Без необходимости большая высота бара

Close all positions

Блок с фильтром и кнопка занимают 2,5 строки, место используется не эффективно

Symbol	Position code	Time	Side	Lots	Amount (\$)	Price	Used Margin	Profit/Loss (\$)	Total Profit/Loss (\$)	Stop Loss	Take Profit	Bid	Ask
AUD/USD	156#24041661:37	04/26 06:36 PM	BUY	1.00	102,795.00	1.02790	1,027.95	0	0			1.02790	1.02800
EUR/GBP	144#24041661:36	04/26 06:36 PM	BUY	1.00	130,245.15	0						0.84130	0.84140
EUR/JPY	158#24041661:38	04/26 06:36 PM	BUY	1.00	130,195.34	1						127.162	127.172
GBP/JPY	134#18412068:67	03/13 04:57 PM	BUY	1.00	154,848.71	143.450	1,548.52	7,934.56	7,934.56			151.197	151.297
GBP/USD	184#22471463:2	04/16 04:07 PM	BUY	1.00	154,805.00	1.53220	1,548.15	1,590	1,590			1.54800	1.54810

Нерациональное использование экранного места

Positions (5 items of 5 filtered / total 8)

Filters: Buy

Close all positions

Без необходимости большая высота строк

Symbol	Position code	Time	Side	Lots	Amount (\$)	Price	Used Margin	Profit/Loss (\$)	Total Profit/Loss (\$)	Stop Loss	Take Profit	Bid	Ask	
AUD/USD	156#24041661:37	04/26 06:36 PM	BUY	1.00	102,795.00	1.02790	1,027.95	0	0			1.02790	1.02800	×
EUR/GBP	144#24041661:36	04/26 06:36 PM	BUY	1.00	130,245.10	0.84140	1,302.54	-15.48	-15.48			0.84130	0.84140	×
EUR/JPY	158#24041661:38	04/26 06:36 PM	BUY	1.00	130,195.34	127.396	1,301.95	-239.57	-239.57			127.162	127.172	×
GBP/JPY	134#18412068:67	03/13 04:57 PM	BUY	1.00	154,848.70	143.450	1,548.52	7,934.56	7,934.56			151.197	151.297	×
GBP/USD	184#22471463:2	04/16 04:07 PM	BUY	1.00	154,805.00	1.53220	1,548.15	1,590	1,590			1.54800	1.54810	×

Данные в таблице не адаптируются под ее размер

Positions (5 items of 5 filtered / total 8)

Filters: Buy

SYMBOL Buy From To

Close all positions

Symbol	Position code	Time	Side	Lots	Amount (\$)	Price	Used Margin	Profit/Loss (\$)	Total Profit/Loss (\$)	Stop Loss	Take Profit	Bid	Ask
AUD/USD	156#24041661:37	04/26 06:36 PM	BUY	1.00	102,795.00	1.02790	1,027.95	0	0			1.02790	1.02800
EUR/GBP	144#24041661:36	04/26 06:36 PM	BUY	1.00	130,245.15	0.84140	1,302.54	-15.48	-15.48			0.84130	0.84140
EUR/JPY	158#24041661:38	04/26 06:36 PM	BUY	1.00	130,195.34	127.396	1,301.95	-239.57	-239.57			127.162	127.172
GBP/JPY	134#18412068:67	03/13 04:57 PM	BUY	1.00	154,848.71	143.450	1,548.52	7,934.56	7,934.56			151.197	151.297
GBP/USD	184#22471463:2	04/16 04:07 PM	BUY	1.00	154,805.00	1.53220	1,548.15	1,590	1,590			1.54800	1.54810

Много места отдано
вспомогательным данным

Длинные названия столбцов
таблицы

Элементы управления имеют избыточные размеры

Громоздкие полосы прокрутки

Positions (10 items of 10 filtered / total 19) Close all positions

Filters: Buy

Symbol	Position code	Time	Side	Lots	Amount (\$)	Price	Used Margin	Profit/Loss (\$)	Total Profit/Loss (\$)	Stop Loss	Take Profit	Bid	Ask
AUD/USD	156#24041661:37	04/26 06:36 PM	BUY	1.00	103,347.00	1.02790	1,033.47	552	552			1.03352	1.03362
CHF/JPY	150#24425370:23	04/29 06:12 PM	BUY	1.00	106,527.00	104.477	1,065.27	-12.24	-12.24			104.430	104.440
CHF/JPY	150#24425370:24	04/29 06:12 PM	BUY	1.00	106,527.00	104.478	1,065.27	-13.26	-13.26			104.430	104.440
EUR/AUD	166#24425370:25	04/29 06:12 PM	BUY	1.00	130,897.70	1.26645	1,308.98	27.9	27.9			1.26662	1.26634
EUR/CHF	128#24425370:27	04/29 06:12 PM	BUY	1.00	130,848.00	1.22845	1,308.48	-15.98	-15.98			1.22831	1.22849
EUR/GBP	144#24041661:36	04/26 06:36 PM	BUY	1.00	130,871.50	0.84140	1,308.72	451.04	451.04			0.84427	0.84437
EUR/JPY	158#24041661:38	04/26 06:36 PM	BUY	1.00	130,792.60	127.390	1,307.93	887.1	887.1			128.233	128.243
GBP/JPY	134#18412068:67	03/13 04:57 PM	BUY	1.00	155,033.00	143.450	1,550.33	8,711.97	8,711.97			151.950	152.050

Решение:

- Увеличить плотность данных.
- Группировать модули.

Шаг первый. Увеличить плотность.

А именно:

- Максимально использовать топ-бары.
- Адаптировать данные в таблице (названия столбцов, вторичные данные).
- Уменьшить массивные элементы управления.

Основное управление — в топ-баре

Orders	Displaying 162 items of 648										Edit	Close all	⌵	✕
Sts	Symbol	Tr	Side	Lots	Fill pr	Trg pr	Stp loss	Tk prof	Bid	Ask	Ord ID	Time/date		
<input type="checkbox"/>	CHF/JPY	TrS	SELL	3.20		96.385			96.385	96.395	...127	...03:21	✕	
<input type="checkbox"/>	EUR/CHF	L	SELL	1.00		1.24009			1.23941	1.23958	...126	...03:15	✕	
<input type="checkbox"/>	USD/CHF	L	SELL	5.46		0.92980			0.92963	0.92979	...125	...03:23	✕	
<input type="checkbox"/>	USD/CAD	S	BUY	1.00	1.00058	1.00058			1.00116	1.00126	...124	...04:04	✕	
<input type="checkbox"/>	EUR/GBP	S	SELL	1.00	0.83958	0.83958			0.84006	0.84016	...123	...04:01	✕	
<input type="checkbox"/>	CHF/JPY	L	BUY	1.00	96.385	96.385			96.374	96.384	...122	...03:16	✕	

Positions	Closed	Ungroup	Displaying 162 items of 648										Edit	Close all	⌵	✕
Symbol	Ps code	Time	Side	Lots	Am S	Price	UM	P/L	Stp Lss	Tk Prof	Bid	Ask				
<input checked="" type="checkbox"/>	EUR/USD		SELL	5	1.8720		22%	400.43			0.9421	0.9423	✕			
<input checked="" type="checkbox"/>	EUR/CAD		SELL	1	2.1310		0%	-12.78			0.9423	1.1001	✕			
	EUR/RUR	86...06	...12:02	SELL	2	1.1560	1.1560	1%	-1.01	0.9999	0.9499	1.0126	1.0128	✕		
	EUR/CHF	21...74	...10:52	BUY	200	1.1015	1.1015	20%	-11.77	0.0247	0.9247	0.2147	0.2149	✕		
	EUR/GBP	20...56	...10:42	SELL	50	3.1251	3.1251	2%	156.81	0.1228	0.6228	0.9999	1.1001	✕		
	EUR/CHF	12...83	...12:02	BUY	5	1.8720	1.1560	1%	140.12	0.9020	0.9120	0.9421	1.9423	✕		

Данные внутри таблицы — плотнее

Orders	Displaying 162 items of 648											Edit	Close all	⌵	⌵	✕
Sts	Symbol	Tr	Side	Lots	Fill pr	Trg pr	Stp loss	Tk prof	Bid	Ask	Ord ID	Time/date				
<input type="checkbox"/>	CHF/JPY	TrS	SELL	3.20		96.385			96.385	96.395	...127	...03:21	✕			
<input type="checkbox"/>	EUR/CHF	L	SELL	1.00		1.24009			1.23941	1.23958	...126	...03:15	✕			
<input type="checkbox"/>	USD/CHF	L	SELL	5.46		0.92980			0.92963	0.92979	...125	...03:23	✕			
<input type="checkbox"/>	USD/CAD	S	BUY	1.00	1.00058	1.00058			1.00116	1.00126	...124	...04:04	✕			
<input type="checkbox"/>	EUR/GBP	S	SELL	1.00	0.83958	0.83958			0.84006	0.84016	...123	...04:01	✕			
<input type="checkbox"/>	CHF/JPY	L	BUY	1.00	96.385	96.385			96.374	96.384	...122	...03:16	✕			

Positions	Closed	Ungroup											Edit	Close all	⌵	⌵	✕
Symbol	Ps code	Time	Side	Lots	Am \$	Price	UM	P/L	Stp Lss	Tk Prof	Bid	Ask					
<input checked="" type="checkbox"/>	EUR/USD		SELL	5	1.8720		22%	400.43			0.9421	0.9423	✕				
<input checked="" type="checkbox"/>	EUR/CAD		SELL	1	2.1310		0%	-12.78			0.9423	1.1001	✕				
	EUR/RUR	86...06	...12:02	SELL	2	1.1560	1.1560	1%	-1.01	0.9999	0.9499	1.0126	1.0128	✕			
	EUR/CHF	21...74	...10:52	BUY	200	1.1015	1.1015	20%	-11.77	0.0247	0.9247	0.2147	0.2149	✕			
	EUR/GBP	20...56	...10:42	SELL	50	3.1251	3.1251	2%	156.81	0.1228	0.6228	0.9999	1.1001	✕			
	EUR/CHF	12...83	...12:02	BUY	5	1.8720	1.1560	1%	140.12	0.9020	0.9120	0.9421	1.9423	✕			

Данные адаптируются под размер таблицы

Orders												Displaying 162 items of 648		Edit		Close all	
Sts	Symbol	TrS	Side	Lots	Fill pr	Trg pr	Stp loss	Tk prof	Bid	Ask	Ord ID	Time/date					
<input type="checkbox"/>	CHF/JPY	TrS	SELL	3.20		96.385			96.385	96.395	...127	...03:21					
<input type="checkbox"/>	EUR/CHF	L	SELL	1.00		1.24009			1.23941	1.23958	...126	...03:15					
<input type="checkbox"/>	USD/CHF	L	SELL	5.46		0.92980			0.92963	0.92979	...125	...03:23					
<input type="checkbox"/>	USD/CAD	S	BUY	1.00	1.00058	1.00058			1.00116	1.00126	...124	...04:04					
<input type="checkbox"/>	EUR/GBP	S	SELL	1.00	0.83958	0.83958			0.84006	0.84016	...123	...04:01					
<input type="checkbox"/>	CHF/JPY	L	BUY	1.00	96.385	96.385			96.374	96.384	...122	...03:16					

Positions												Closed		Ungroup		Displaying 162 items of 648		Edit		Close all	
Symbol	Ps code	Time	Side	Lots	Am \$	Price	UM	P/L	Stp Lss	Tk Prof	Bid	Ask									
<input checked="" type="checkbox"/>	EUR/USD		SELL	5	1.8720		22%	400.43			0.9421	0.9423									
<input checked="" type="checkbox"/>	EUR/CAD		SELL	1	2.1310		0%	-12.78			0.9423	1.1001									
	EUR/RUR	86...06	...12:02	SELL	2	1.1560	1.1560	1%	-1.01	0.9999	0.9499	1.0126	1.0128								
	EUR/CHF	21...74	...10:52	BUY	200	1.1015	1.1015	20%	-11.77	0.0247	0.9247	0.2147	0.2149								
	EUR/GBP	20...56	...10:42	SELL	50	3.1251	3.1251	2%	156.81	0.1228	0.6228	0.9999	1.1001								
	EUR/CHF	12...83	...12:02	BUY	5	1.8720	1.1560	1%	140.12	0.9020	0.9120	0.9421	1.9423								

Компактные элементы управления

Orders	Displaying 162 items of 648											Edit	Close all	⌵	✕	
Sts	Symbol	Tr	Side	Lots	Fill pr	Trg pr	Stp loss	Tk prof	Bid	Ask	Ord ID	Time/date				
<input type="checkbox"/>	CHF/JPY	TrS	SELL	3.20		96.385			96.385	96.395	...127	...03:21	✕			
<input type="checkbox"/>	EUR/CHF	L	SELL	1.00		1.24009			1.23941	1.23958	...126	...03:15	✕			
<input type="checkbox"/>	USD/CHF	L	SELL	5.46		0.92980			0.92963	0.92979	...125	...03:23	✕			
<input type="checkbox"/>	USD/CAD	S	BUY	1.00	1.00058	1.00058			1.00116	1.00126	...124	...04:04	✕			
<input type="checkbox"/>	EUR/GBP	S	SELL	1.00	0.83958	0.83958			0.84006	0.84016	...123	...04:01	✕			
<input type="checkbox"/>	CHF/JPY	L	BUY	1.00	96.385	96.385			96.374	96.384	...122	...03:16	✕			

Positions	Closed	Ungroup	Displaying 162 items of 648											Edit	Close all	⌵	✕
Symbol	Ps code	Time	Side	Lots	Am S	Price	UM	P/L	Stp Lss	Tk Prof	Bid	Ask					
<input checked="" type="checkbox"/>	EUR/USD		SELL	5	1.8720		22%	400.43			0.9421	0.9423	✕				
<input checked="" type="checkbox"/>	EUR/CAD		SELL	1	2.1310		0%	-12.78			0.9423	1.1001	✕				
	EUR/RUR	86...06	...12:02	SELL	2	1.1560	1.1560	1%	-1.01	0.9999	0.9499	1.0126	1.0128	✕			
	EUR/CHF	21...74	...10:52	BUY	200	1.1015	1.1015	20%	-11.77	0.0247	0.9247	0.2147	0.2149	✕			
	EUR/GBP	20...56	...10:42	SELL	50	3.1251	3.1251	2%	156.81	0.1228	0.6228	0.9999	1.1001	✕			
	EUR/CHF	12...83	...12:02	BUY	5	1.8720	1.1560	1%	140.12	0.9020	0.9120	0.9421	1.9423	✕			

**Шаг второй. Объединить модули
в группы.**

Как вариант — использовать табы.

Группы модулей

Positions	Closed	Net	Ungroup	Filtered: 162 of 648	Edit	Close all						
Symbol	Position code	Time	Side	Lots	Am \$	Price	UM	P/L	Stp Lss	Tk Prof	Bid	Ask
EUR/USD			SELL	5	1.8720		22%	400.43			0.9421	0.9423
EUR/USD	19837561247	Aug 8, 13:13	SELL	2	0.9324	0.9324	1%	115.27	0.9020	0.9120	0.9421	0.9423
EUR/USD	12969614583	Aug 8, 13:12	SELL	2	0.9941	0.9941	2%	-11.77	0.9012	0.8012	0.9421	0.9423
EUR/USD	86547962406	Aug 8, 13:11	BUY	1	1.1560	1.1560	1%	156.81	0.9999	0.9499	0.9421	1.9423
EUR/USD	21294615074	Aug 8, 13:08	SELL	2	1.1015	1.1015	20%	140.12	0.0247	0.9247	0.9421	0.9423
EUR/CAD			BUY	1	2.1310		0%	-12.78			0.9423	1.1001

Positions	Closed	Net	Ungroup	Filtered: 162 of 648	Edit	Close all						
Symbol	Position code	Time	Side	Lots	Am \$	Price	UM	P/L	Stp Lss	Tk Prof	Bid	Ask
EUR/USD			SELL	5	1.8720		22%	400.43			0.9421	0.9423
EUR/USD	19837561247	Aug 8, 13:13	SELL	2	0.9324	0.9324	1%	115.27	0.9020	0.9120	0.9421	0.9423
EUR/USD	12969614583	Aug 8, 13:12	SELL	2	0.9941	0.9941	2%	-11.77	0.9012	0.8012	0.9421	0.9423
EUR/USD	86547962406	Aug 8, 13:11	BUY	1	1.1560	1.1560	1%	156.81	0.9999	0.9499	0.9421	1.9423
EUR/USD	21294615074	Aug 8, 13:08	SELL	2	1.1015	1.1015	20%	140.12	0.0247	0.9247	0.9421	0.9423
EUR/CAD			BUY	1	2.1310		0%	-12.78			0.9423	1.1001

В результате

Было

Positions (5 items of 5 filtered / total 8)

Filters: Buy

Close all positions

Symbol	Position code	Time	Side	Lots	Amount (\$)	Price	Used Margin	Profit/Loss (\$)	Total Profit/Loss (\$)	Stop Loss	Take Profit	Bid	Ask
AUD/USD	156#24041661:37	04/26 06:36 PM	BUY	1.00	102,795.00	1.02790	1,027.95	0	0			1.02790	1.02800
EUR/GBP	144#24041661:36	04/26 06:36 PM	BUY	1.00	130,245.10	0.84140	1,302.54	-15.48	-15.48			0.84130	0.84140
EUR/JPY	158#24041661:38	04/26 06:36 PM	BUY	1.00	130,195.30	127.396	1,301.95	-239.57	-239.57			127.162	127.172
GBP/JPY	134#18412068:67	03/13 04:57 PM	BUY	1.00	154,848.70	143.450	1,548.52	7,934.56	7,934.56			151.197	151.297
GBP/USD	184#22471463:2	04/16 04:07 PM	BUY	1.00	154,805.00	1.53220	1,548.15	1,590	1,590			1.54800	1.54810

Стало

Orders (Displaying 162 items of 648)

Sts	Symbol	Tr	Side	Lots	Fill pr	Trg pr	Stp loss	Tk prof	Bid	Ask	Ord ID	Time/date
<input type="checkbox"/>	CHF/JPY	TrS	SELL	3.20		96.385			96.385	96.395	...127	...03:21...
<input type="checkbox"/>	EUR/CHF	L	SELL	1.00		1.24009			1.23941	1.23958	...126	...03:15...
<input type="checkbox"/>	USD/CHF	L	SELL	5.46		0.92980			0.92963	0.92979	...125	...03:23...
<input type="checkbox"/>	USD/CAD	S	BUY	1.00	1.00058	1.00058			1.00116	1.00126	...124	...04:04...
<input type="checkbox"/>	EUR/GBP	S	SELL	1.00	0.83958	0.83958			0.84006	0.84016	...123	...04:01...
<input type="checkbox"/>	CHF/JPY	L	BUY	1.00	96.385	96.385			96.374	96.384	...122	...03:16...

Positions (Closed) (Ungroup) (Displaying 162 items of 648)

Symbol	Ps code	Time	Side	Lots	Am \$	Price	UM	P/L	Stp Lss	Tk Prof	Bid	Ask
EUR/USD			SELL	5	1.8720		22%	400.43			0.9421	0.9423
EUR/CAD			SELL	1	2.1310		0%	-12.78			0.9423	1.1001
EUR/RUR	86 .. 06	... 12:02	SELL	2	1.1560	1.1560	1%	-1.01	0.9999	0.9499	1.0126	1.0128
EUR/CHF	21 .. 74	... 10:52	BUY	200	1.1015	1.1015	20%	-11.77	0.0247	0.9247	0.2147	0.2149
EUR/GBP	20 .. 56	... 10:42	SELL	50	3.1251	3.1251	2%	156.81	0.1228	0.6228	0.9999	1.1001
EUR/CHF	12 .. 83	... 12:02	BUY	5	1.8720	1.1560	1%	140.12	0.9020	0.9120	0.9421	1.9423

Проблема №2:

Низкая информативность из-за слабого контраста данных и элементов управления.

Messages

18:36:21 FILLED: Order 24041661:75 BOUGHT 1.00 EUR/JPY @ 127.396
 18:36:21 SENDING: NEW Order Buy 1.00 EUR/JPY @ Market
 18:36:20 FILLED: Order 24041661:74 BOUGHT 1.00 AUD/USD @ 1.02790
 18:36:20 FILLED: Order 24041661:73 BOUGHT 1.00 EUR/GBP @ 0.84140
 18:36:20 SENDING: NEW Order Buy 1.00 AUD/USD @ Market
 18:36:19 FILLED: Order 24041661:72 SOLD 1.00 CHF/JPY @ 103.900
 18:36:19 SENDING: NEW Order Buy 1.00 EUR/GBP @ Market
 18:36:18 SENDING: NEW Order Sell 1.00 CHF/JPY @ Market
 18:36:18 FILLED: Order 24041661:71 SOLD 1.00 EUR/GBP @ 0.84130
 18:36:17 SENDING: NEW Order Sell 1.00 EUR/GBP @ Market
 18:35:47 has no alerts

Watchlist (1-click trading)

Symbol	Spread	Bid	Ask	% change	Qty	Day low	Day high	Lot size	Sell swap
USD/JPY	0.8	97.830	97.838	-1.5180	1.00	97.830	99.379	100,000	0.956
EUR/USD	0.2	1.30148	1.30150	0.0831	1.00	1.29910	1.30470	100,000	0.868
USD/CHF	1	0.94245	0.94255	-0.3068	1.00	0.94029	0.94565	100,000	0.918
GBP/USD	1	1.54823 ↓	1.54833 ↓	0.3149	1.00	1.54190	1.54970	100,000	0.738
AUD/USD	1	1.02768	1.02778	-0.1506	1.00	1.02632	1.03363	100,000	0.875
USD/CAD	1	1.01758	1.01768	-0.2617	1.00	1.01735	1.02130	100,000	0.988
EUR/GBP	1	0.84130	0.84140	-0.1365	1.00	0.83990	0.84476	100,000	0.533
EUR/JPY	1	127.253 ↓	127.263 ↓	-1.4383	1.00	127.252	129.295	100,000	0.577
GBP/JPY	10	151.449	151.549	-1.2171	1.00	151.449	153.394	100,000	0.143
CHF/JPY	1	103.800 ↑	103.810 ↑	-1.2153	1.00	103.744	105.222	100,000	0.097
EUR/CHF	1.5	1.22650	1.22665	-0.2180	1.00	1.22493	1.23114	100,000	0.064
EUR/CAD	1	1.32440	1.32450	-0.1816	1.00	1.32340	1.33059	100,000	0.144
EUR/AUD	-2.2	1.26681	1.26659	0.2398	1.00	1.26145	1.26820	100,000	0.495

Orders (5 Items of 5)

Cancel all orders

Filters

Status	Symbol	Type	Side	Lots	Price	Fill price	Trigger price	Stop Loss	Take Profit	Bid	Ask	Order ID	Time and date
filled	EUR/JPY	M	BUY	1.00	127.396	127.396	127.2...	127.2...		127.2...	127.2...	24041661:75	04/26 06:36 PM
filled	AUD/USD	M	BUY	1.00	1.02790	1.02790	1.027...	1.027...		1.027...	1.027...	24041661:74	04/26 06:36 PM
filled	EUR/GBP	M	BUY	1.00	0.84140	0.84140	0.841...	0.841...		0.841...	0.841...	24041661:73	04/26 06:36 PM
filled	CHF/JPY	M	SELL	1.00	103.900	103.900	103.8...	103.8...		103.8...	103.8...	24041661:72	04/26 06:36 PM
filled	EUR/GBP	M	SELL	1.00	0.84130	0.84130	0.841...	0.841...		0.841...	0.841...	24041661:71	04/26 06:36 PM

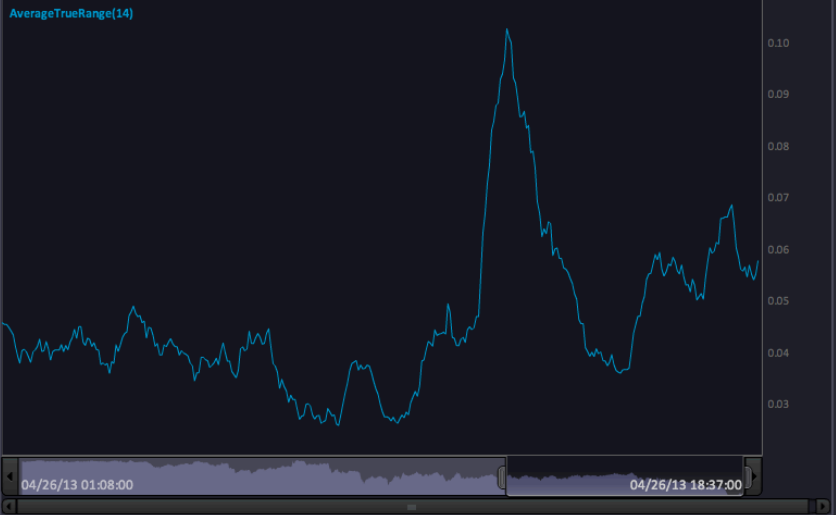
Positions (8 Items of 8)

Close all positions

Filters

Symbol	Position code	Time	Side	Lots	Amount (\$)	Price	Used Margin	Profit/Loss (\$)	Total Profit/Loss (\$)	Stop Loss	Take Profit	Bid
AUD/USD	156#24041661:37	04/26 06:36 PM	BUY	1.00	102,773.01	1.02790	1,027.73	-22	-22			1.02768
CHF/JPY	150#24041661:35	04/26 06:36 PM	SELL	1.00	106,100.11	103.900	1,061.00	95.06	95.06			103.797
EUR/GBP	144#24041661:34	04/26 06:36 PM	SELL	1.00	130,267.01	0.84130	1,302.67	-15.48	-15.48			0.84130
EUR/GBP	144#24041661:36	04/26 06:36 PM	BUY	1.00	130,267.01	0.84140	1,302.67	-15.48	-15.48			0.84130
EUR/JPY	158#24041661:38	04/26 06:36 PM	BUY	1.00	130,085.61	127.396	1,300.86	-135.94	-135.94			127.263
GBP/JPY	134#18412068:67	03/13 04:57 PM	BUY	1.00	154,853.11	143.450	1,548.53	8,176.09	8,176.09			151.449
GBP/USD	184#22471463:2	04/16 04:07 PM	BUY	1.00	154,831.01	1.53220	1,548.31	1,606	1,606			1.54826
USD/CHF	195#21465340:1	04/05 08:52 PM	SELL	1.00	100,000.01	0.93281	1,000.00	-1,033.42	-1,033.42			0.94245

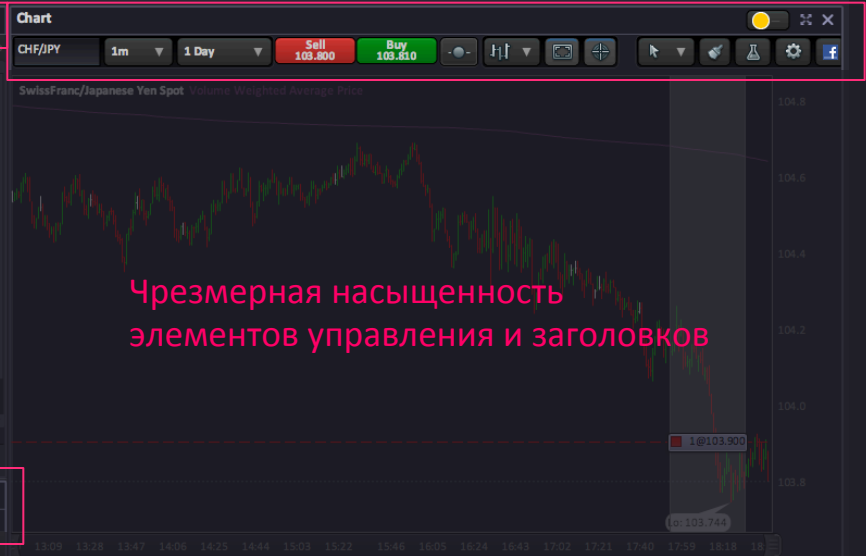
Chart



Messages

Watchlist (1-click trading)

Symbol	Spread	Buy	Ask	% change	Qty	Buy Price	Buy High	Buy Low	Sell Price
EUR/JPY	0.8	97.830	97.838	-1.5180	1.00	97.830	99.379	100,000	95.610
AUD/USD	0.2	1.30148	1.30150	0.0831	1.00	1.29910	1.30470	100,000	0.866
USD/CHF	1	0.94245	0.94255	-0.3068	1.00	0.94029	0.94565	100,000	0.911
GBP/USD	1	1.54823	1.54833	0.3149	1.00	1.54190	1.54970	100,000	0.736
AUD/USD	1	1.02768	1.02778	-0.1506	1.00	1.02632	1.03363	100,000	0.875
USD/CAD	1	1.01758	1.01768	-0.2617	1.00	1.01735	1.02130	100,000	0.988
EUR/GBP	1	0.84130	0.84140	-0.1365	1.00	0.83990	0.84476	100,000	0.533
EUR/JPY	1	127.253	127.263	-1.4383	1.00	127.252	129.295	100,000	0.577
GBP/JPY	10	151.449	151.549	-1.2171	1.00	151.449	153.394	100,000	0.143
CHF/JPY	1	103.800	103.810	-1.2153	1.00	103.744	105.222	100,000	0.097
EUR/CHF	1.5	1.22650	1.22665	-0.2180	1.00	1.22493	1.23114	100,000	0.064
EUR/CAD	1	1.32440	1.32450	-0.1816	1.00	1.32340	1.33059	100,000	0.144
EUR/AUD	-2.2	1.26681	1.26659	0.2398	1.00	1.26145	1.26820	100,000	0.495



Orders (5 Items of 5)

Cancel all orders

Filters

Status	Symbol	Type	Side	Qty	Price	Fill Price	Market Price	Stop Price	Take Profit	Order ID	Ask	Order Date	Time and Date
✓ Filled	EUR/JPY	M	BUY	1.00	127.396	127.396				127.2...	127.2...	24041661:75	04/26 06:36 PM
✓ Filled	AUD/USD	M	BUY	1.00	1.02790	1.02790				1.027...	1.027...	24041661:74	04/26 06:36 PM
✓ Filled	EUR/GBP	M	BUY	1.00	0.84140	0.84140				0.841...	0.841...	24041661:73	04/26 06:36 PM
✓ Filled	CHF/JPY	M	SELL	1.00	103.900	103.900				103.8...	103.8...	24041661:72	04/26 06:36 PM
✓ Filled	EUR/GBP	M	SELL	1.00	0.84130	0.84130				0.841...	0.841...	24041661:71	04/26 06:36 PM



Positions (8 Items of 8)

Close all positions

Filters

Symbol	Volume	Entered	Exited	Entry Price	Exit Price	Profit/Loss	Total Profit/Loss	Margin	Stop Loss	Take Profit	
AUD/USD	156#24041661:37	04/26 06:36 PM	BUY	1.00	1.02773,01	1.02790	1,027.73	-22	-22	1.02768	1.0
CHF/JPY	150#24041661:35	04/26 06:36 PM	SELL	1.00	106,100.1	103.900	1,061.00	95.06	95.06	103.797	10
EUR/GBP	144#24041661:34	04/26 06:36 PM	SELL	1.00	130,267.0	0.84130	1,302.67	-15.48	-15.48	0.84130	0.1
EUR/GBP	144#24041661:36	04/26 06:36 PM	BUY	1.00	130,267.0	0.84140	1,302.67	-15.48	-15.48	0.84130	0.1
EUR/JPY	158#24041661:38	04/26 06:36 PM	BUY	1.00	130,085.6	127.396	1,300.86	-135.94	-135.94	127.263	12
GBP/JPY	134#18412068:67	03/13 04:57 PM	BUY	1.00	154,853.1	143.450	1,548.53	8,176.09	8,176.09	151.449	15
GBP/USD	184#22471463:2	04/16 04:07 PM	BUY	1.00	154,831.0	1.53220	1,548.31	1,806	1,806	1.54826	1.1
USD/CHF	195#21465340:1	04/05 08:52 PM	SELL	1.00	100,000.0	0.93281	1,000.00	-1,033.42	-1,033.42	0.94245	0.5

Решение:

- Визуально разделить бизнес-данные и управление.
- Уменьшить графический шум.

Шаг первый. Разделить бизнес-данные и управление.

А именно, усилить контраст между:

- данными и управлением;
- приоритетными и второстепенными / повторяющимися данными.

Контраст между данными и элементами управления

Элементы управления

Данные

Symbol	Spred	Bid	Ask	% change	Qty	D. low	D. high	Lot size	Sell swp	Buy swp
EUR/USD	19	1.2568	1.2687	-0.1900	1.00	1.2568	1.2687	100,000	0.25000	0.25000
EUR/CAD	91	1.3325	1.3416	0.9100	2.00	1.3325	1.3416	100,000	0.25000	0.25000
EUR/RUR	76	1.0145	1.0221	0.7600	1.00	1.0145	1.0221	100,000	0.25000	0.25000
EUR/CHF	570	28.4150	28.4720	-0.5700	1.00	28.4150	28.4720	100,000	0.15000	0.15000
EUR/GBP	188	2.3624	2.3812	1.8800	6.65	2.3624	2.3812	100,000	0.15000	0.15000
EUR/CNY	39	0.0023	0.0062	0.0062	2.00	0.0023	0.0062	100,000	0.25000	0.25000
EUR/JPY	2114	6.1131	6.3245	6.3245	1.00	6.1131	6.3245	100,000	0.15000	0.15000
EUR/AUD	6844	8.3157	9.0001	9.0001	3.20	8.3157	9.0001	100,000	0.15000	0.15000
EUR/USD	119	1.2568	1.2687	1.2687	1.00	1.2568	1.2687	100,000	0.25000	0.25000
EUR/CAD	91	1.3325	1.3416	1.3416	5.46	1.3325	1.3416	100,000	0.15000	0.15000
EUR/RUR	76	1.0145	1.0221	1.0221	1.00	1.0145	1.0221	100,000	0.15000	0.15000
EUR/CHF	570	28.4150	28.4720	-28.4720	1.00	28.4150	28.4720	100,000	0.25000	0.25000
EUR/GBP	188	2.3624	2.3812	2.3812	6.00	2.3624	2.3812	100,000	0.15000	0.15000
EUR/CNY	39	0.0023	0.0062	0.0062	2.00	0.0023	0.0062	100,000	0.15000	0.15000
EUR/JPY	2114	6.1131	6.3245	6.3245	1.00	6.1131	6.3245	100,000	0.25000	0.25000
EUR/AUD	6844	8.3157	9.0001	9.0001	3.00	8.3157	9.0001	100,000	0.15000	0.15000

Sts	Symbol	Tr	Side	Lots	Fill pr	Trg pr	Stp loss	Tk prof	Bid	Ask	Ord ID	Time/date
☐	CHF/JPY	TrS	SELL	3.20		96.385			96.385	96.395	127	...03:21 ...
☐	EUR/CHF	L	SELL	1.00		1.24009			1.23941	1.23958	126	...03:15 ...
☐	USD/CHF	L	SELL	5.46		0.92980			0.92963	0.92979	125	...03:23 ...
☐	USD/CAD	S	BUY	1.00	1.00058	1.00058			1.00116	1.00126	124	...04:04 ...
☐	EUR/GBP	S	SELL	1.00	0.83958	0.83958			0.84006	0.84016	123	...04:01 ...
☐	CHF/JPY	L	BUY	1.00	96.385	96.385			96.374	96.384	122	...03:16 ...
☐	EUR/CHF	M	SELL	1.00	1.24009	1.24009			1.23904	1.23914	121	...04:13 ...

Symbol	Ps code	Time	Side	Lots	Am S	Price	UM	P/L	Stp Lss	Tk Prof	Bid	Ask
EUR/USD			SELL	5	1.8720		22%	400.43			0.9421	0.9423
EUR/CAD			SELL	1	2.1310		0%	-12.78			0.9423	1.1001
EUR/RUR	86...06	...12:02	SELL	2	1.1560	1.1560	1%	-1.01	0.9999	0.9499	1.0126	1.0128
EUR/CHF	21...74	...10:52	BUY	200	1.1015	1.1015	20%	-11.77	0.0247	0.9247	0.2147	0.2149
EUR/GBP	20...56	...10:42	SELL	50	3.1251	3.1251	2%	156.81	0.1228	0.6228	0.9999	1.1001
EUR/CHF	12...83	...12:02	BUY	5	1.8720	1.1560	1%	140.12	0.9020	0.9120	0.9421	1.9423
EUR/GBP	86...06	...10:52	BUY	3	0.9324	1.1015	20%	115.27	0.9012	0.8012	0.9421	0.9423



Контраст между самими данными

Watchlist											Positions												
Dashboard											Closed												
search											Net												
Edit											Ungroup												
Filtered: 162 of 648 + x											Edit												
Close all											Close all												
Symbol	Sprd	Bid	Ask	% change	Qty	D. low	D. high	Lot size	Sell swp	Buy swp	Symbol	Position code	Time	Side	Lots	Am S	Price	UM	P/L	Stp Lss	Tk Prof	Bid	Ask
EUR/USD	19	1.2568	1.2687	-0.1900	1.00	1.2568	1.2687	100,000	0.25000	0.25000	EUR/USD			SELL	5	1.8720		22%	400.43			0.9421	0.9423
EUR/CAD	91	1.3325	1.3416	0.9100	2.00	1.3325	1.3416	100,000	0.25000	0.25000	EUR/USD	19837561247	Aug 8, 13:13	SELL	2	0.9324	0.9324	1%	115.27	0.9020	0.9120	0.9421	0.9423
EUR/RUR	76	1.0145	1.0221	0.7600	1.00	1.0145	1.0221	100,000	0.25000	0.25000	EUR/USD	12969614583	Aug 8, 13:12	SELL	2	0.9941	0.9941	2%	-11.77	0.9012	0.8012	0.9421	0.9423
EUR/CHF	570	28.4150	28.4720	0.5700	1.00	28.4150	28.4720	100,000	0.15000	0.15000	EUR/USD	86547962406	Aug 8, 13:11	BUY	1	1.1560	1.1560	1%	156.81	0.9999	0.9499	0.9421	1.9423
EUR/GBP	188	2.3624	2.3812	1.8800	6.65	2.3624	2.3812	100,000	0.15000	0.15000	EUR/USD	21294615074	Aug 8, 13:08	SELL	2	1.1015	1.1015	20%	140.12	0.0247	0.9247	0.9421	0.9423
EUR/CNY	39	0.0023	0.0062	0.0062	2.00	0.0023	0.0062	100,000	0.25000	0.25000	EUR/CAD			BUY	1	2.1310		0%	-12.78			0.9423	1.1001
EUR/JPY	2114	6.1131	6.3245	6.3245	1.00	6.1131	6.3245	100,000	0.15000	0.15000	EUR/CAD	20674592656	Aug 8, 13:02	BUY	4	3.1251	3.1251	2%	-1.01	0.1228	0.6228	0.9423	1.1001
EUR/AUD	6844	8.3157	9.0001	9.0001	3.20	8.3157	9.0001	100,000	0.15000	0.15000	EUR/CAD	12969614583	Jun 8, 13:02	SELL	3	0.9941	0.9941	2%	-11.77	0.9012	0.8012	0.9423	1.1001
EUR/USD	119	1.2568	1.2687	1.2687	1.00	1.2568	1.2687	100,000	0.25000	0.25000	EUR/RUR	86547962406	Aug 7, 12:02	SELL	2	1.1560	1.1560	1%	156.81	0.9999	0.9499	1.0126	1.0128
EUR/CAD	91	1.3325	1.3416	1.3416	5.46	1.3325	1.3416	100,000	0.15000	0.15000	EUR/CHF	21294615074	Aug 7, 10:52	SELL	200	1.1015	1.1015	20%	140.12	0.0247	0.9247	0.2147	0.2149
EUR/RUR	76	1.0145	1.0221	1.0221	1.00	1.0145	1.0221	100,000	0.15000	0.15000	EUR/GBP	20674592656	Aug 7, 10:42	SELL	50	3.1251	3.1251	2%	-1.01	0.1228	0.6228	0.9999	1.1001
EUR/CHF	570	28.4150	28.4720	-28.4720	1.00	28.4150	28.4720	100,000	0.25000	0.25000	EUR/GBP	12969614583	Aug 7, 12:02	SELL	5	1.8720	1.1560	1%	400.43	0.9020	0.9120	0.9421	1.9423
EUR/GBP	188	2.3624	2.3812	2.3812	6.00	2.3624	2.3812	100,000	0.15000	0.15000	EUR/GBP	86547962406	Aug 7, 10:52	SELL	2	0.9324	1.1015	20%	115.27	0.9012	0.8012	0.9421	0.9423
EUR/CNY	39	0.0023	0.0062	0.0062	2.00	0.0023	0.0062	100,000	0.15000	0.15000	EUR/CNY	21294615074	Aug 7, 10:42	SELL	2	0.9941	3.1251	2%	-11.77	0.9999	0.9499	0.9423	1.1001
EUR/JPY	2114	6.1131	6.3245	6.3245	1.00	6.1131	6.3245	100,000	0.25000	0.25000	EUR/JPY	20674592656	Aug 7, 12:02	SELL	1	1.1560	1.1560	1%	156.81	0.0247	0.9247	0.9423	1.1001
EUR/AUD	6844	8.3157	9.0001	9.0001	3.00	8.3157	9.0001	100,000	0.15000	0.15000	EUR/AUD	12969614583	Aug 7, 10:52	SELL	2	1.1015	1.1015	20%	140.12	0.1228	0.6228	0.9423	1.1001
EUR/USD	119	1.2568	1.2687	1.2687	1.00	1.2568	1.2687	100,000	0.15000	0.15000	EUR/USD	86547962406	Aug 7, 10:42	SELL	1	2.1310	3.1251	2%	-12.78	0.9012	0.8012	1.0126	1.0128
EUR/CAD	91	1.3325	1.3416	1.3416	2.00	1.3325	1.3416	100,000	0.25000	0.25000	EUR/CAD	12969614583	Aug 7, 12:02	SELL	4	3.1251	1.1560	1%	-1.01	0.9999	0.9499	0.2147	0.2149
											EUR/RUR	86547962406	Aug 7, 10:52	SELL	3	0.9941	1.1015	20%	-11.77	0.0247	0.9247	0.9999	1.1001

Приоритетные данные

Второстепенные, повторяющиеся данные

Orders												Messages		
Filtered: 162 of 648 + x												Edit	Close all	Close all
Status	Symbol	Type	Side	Lots	Price	Fill price	Trigger price	Stop loss	Take profit	Bid	Ask	Order ID	Time and date	
<input type="checkbox"/> pending	EUR/NZD	L	SELL	1.00			1.58410			1.58410	1.58420	12796946:134	01.24 03:23 pm x	
<input type="checkbox"/> pending	EUR/JPY	L	SELL	2.00			119.399			119.411	119.421	12796946:133	01.24 03:23 pm x	
<input type="checkbox"/> pending	EUR/CAD	S	SELL	1.00			1.33392			1.33383	1.33393	12796946:132	01.24 03:23 pm x	
<input type="checkbox"/> pending	USD/CHF	S	BUY	1.00			0.92971			0.92955	0.92970	12796946:131	01.24 03:23 pm x	
<input type="checkbox"/> pending	USD/CHF	S	BUY	6.65			0.92980			0.92955	0.92970	12796946:130	01.24 03:21 pm x	
<input type="checkbox"/> pending	USD/CAD	L	BUY	2.00			1.00058			1.00030	1.00040	12796946:129	01.24 03:21 pm x	
<input type="checkbox"/> pending	EUR/GBP	L	BUY	1.00			0.83958			0.83963	0.83973	12796946:128	01.24 03:21 pm x	
<input type="checkbox"/> pending	CHF/JPY	TrS	SELL	3.20			96.385			96.385	96.395	12796946:127	01.24 03:21 pm x	
<input type="checkbox"/> pending	EUR/CHF	L	SELL	1.00			1.24009			1.23941	1.23958	12796946:126	01.24 03:15 pm x	
<input type="checkbox"/> pending	USD/CHF	L	SELL	5.46			0.92980			0.92963	0.92979	12796946:125	01.24 03:23 pm x	
<input type="checkbox"/> filled	USD/CAD	S	BUY	1.00		1.00058	1.00058			1.00116	1.00126	12796946:124	01.23 04:04 pm x	
<input type="checkbox"/> filled	EUR/GBP	S	SELL	1.00		0.83958	0.83958			0.84006	0.84016	12796946:123	01.23 04:01 pm x	
<input type="checkbox"/> filled	CHF/JPY	L	BUY	1.00		96.385	96.385			96.374	96.384	12796946:122	01.23 03:16 pm x	
<input type="checkbox"/> filled	EUR/CHF	M	SELL	1.00		1.24009	1.24009			1.23904	1.23914	12796946:121	01.22 04:13 pm x	

18:30:18	Filled: Order 12796946:147 Bought 1.00 CHF/JPY @ 96.420
18:30:18	Filled: Order 12796946:142 Bought 1.00 EUR/GBP @ 0.00020
18:30:18	Filled: Order 12796946:141 Bought 1.00 CHF/JPY @ 96.374
18:30:18	Filled: Order 12796946:140 Bought 1.00 EUR/JPY @ 119.317
18:30:18	Filled: Order 12796946:139 Bought 1.00 AUD/USD @ 1.04923
18:30:18	Filled: Order 12796946:137 Bought 1.00 USD/CHF @ 0.92977
18:30:18	Filled: Order 12796946:138 Bought 1.00 GBP/USD @ 1.58214
18:30:18	Filled: Order 12796946:136 Bought 1.00 EUR/USD @ 1.33281
18:30:18	Filled: Order 12796946:134 Sold 1.00 EUR/NZD @ 1.58410
18:30:18	Filled: Order 12796946:135 Bought 1.00 USD/JPY @ 89.621
18:30:18	Filled: Order 12796946:133 Sold 1.00 EUR/JPY @ 119.399
18:30:18	Filled: Order 12796946:131 Bought 1.00 USD/CHF @ 0.92971
18:30:18	Filled: Order 12796946:132 Bought 1.00 EUR/CAD @ 1.33392
18:30:18	Filled: Order 12796946:128 Sold 1.00 EUR/GBP @ 0.83958
18:30:18	Filled: Order 12796946:127 Sold 1.00 CHF/JPY @ 96.385

Шаг второй.

Уменьшить графический шум:

- приглушить и уменьшить рамки;
- убрать чересполосицу;
- приглушить сетку;
- использовать активные и обычные состояния элементов управления;
- уменьшить массивные элементы управления.

Сетка, чересполосица, массивные элементы

Positions	Closed	Net	Ungroup	Filtered: 162 of 648							Edit	Close all		
Symbol	Position code	Time	Side	Lots	Am \$	Price	UM	P/L	Stp Lss	Tk Prof	Bid	Ask		
EUR/USD			SELL	5	1.8720		22%	400.43			0.9421	0.9423	×	
EUR/USD	19837561247	Aug 8, 13:13	SELL	2	0.9324	0.9324	1%	115.27	0.9020	0.9120	0.9421	0.9423	×	
EUR/USD	12969614583	Aug 8, 13:12	SELL	2	0.9941	0.9941	2%	-11.77	0.9012	0.8012	0.9421	0.9423	×	
EUR/USD	86547962406	Aug 8, 13:11	BUY	1	1.1560	1.1560	1%	156.81	0.9999	0.9499	0.9421	1.9423	×	
EUR/USD	21294615074	Aug 8, 13:08	SELL	2	1.1015	1.1015	20%	140.12	0.0247	0.9247	0.9421	0.9423	×	
EUR/CAD			BUY	1	2.1310		0%	-12.78			0.9423	1.1001	×	

Уменьшены
рамки

Убрана
чересполосица и
приглушена сетка

Уменьшены
массивные
элементы
управления

Неактивный и активный топбар

Positions	Closed	Net	Ungroup	Filtered: 162 of 648							Edit	Close all	⌵	✕
Symbol	Position code	Time	Side	Lots	Am \$	Price	UM	P/L	Stp Lss	Tk Prof	Bid	Ask		
EUR/USD			SELL	5	1.8720		22%	400.43			0.9421	0.9423	✕	
EUR/USD	19837561247	Aug 8, 13:13	SELL	2	0.9324	0.9324	1%	115.27	0.9020	0.9120	0.9421	0.9423	✕	
EUR/USD	12969614583	Aug 8, 13:12	SELL	2	0.9941	0.9941	2%	-11.77	0.9012	0.8012	0.9421	0.9423	✕	
EUR/USD	86547962406	Aug 8, 13:11	BUY	1	1.1560	1.1560	1%	156.81	0.9999	0.9499	0.9421	1.9423	✕	
EUR/USD	21294615074	Aug 8, 13:08	SELL	2	1.1015	1.1015	20%	140.12	0.0247	0.9247	0.9421	0.9423	✕	
EUR/CAD			BUY	1	2.1310		0%	-12.78			0.9423	1.1001	✕	

Positions	Closed	Net	Ungroup	Filtered: 162 of 648							Edit	Close all	⌵	✕
Symbol	Position code	Time	Side	Lots	Am \$	Price	UM	P/L	Stp Lss	Tk Prof	Bid	Ask		
EUR/USD			SELL	5	1.8720		22%	400.43			0.9421	0.9423	✕	
EUR/USD	19837561247	Aug 8, 13:13	SELL	2	0.9324	0.9324	1%	115.27	0.9020	0.9120	0.9421	0.9423	✕	
EUR/USD	12969614583	Aug 8, 13:12	SELL	2	0.9941	0.9941	2%	-11.77	0.9012	0.8012	0.9421	0.9423	✕	
EUR/USD	86547962406	Aug 8, 13:11	BUY	1	1.1560	1.1560	1%	156.81	0.9999	0.9499	0.9421	1.9423	✕	
EUR/USD	21294615074	Aug 8, 13:08	SELL	2	1.1015	1.1015	20%	140.12	0.0247	0.9247	0.9421	0.9423	✕	
EUR/CAD			BUY	1	2.1310		0%	-12.78			0.9423	1.1001	✕	

ИТОГ

Было

Messages

LED: Order 24041661:75 BOUGHT 1.00 R/JPY @ 127.396
 IDING: NEW Order Buy 1.00 EUR/JPY @ Market

18:36:20 FILLED: Order 24041661:74 BOUGHT 1.00 AUD/USD @ 1.02790

18:36:20 FILLED: Order 24041661:73 BOUGHT 1.00 EUR/GBP @ 0.84140

18:36:20 SENDING: NEW Order Buy 1.00 AUD/USD @ Market

18:36:19 FILLED: Order 24041661:72 SOLD 1.00 CHF/JPY @ 103.900

18:36:19 SENDING: NEW Order Buy 1.00 EUR/GBP @ Market

18:36:18 SENDING: NEW Order Sell 1.00 CHF/JPY @ Market

18:36:18 FILLED: Order 24041661:71 SOLD 1.00 EUR/GBP @ 0.84130

18:36:17 SENDING: NEW Order Sell 1.00 EUR/GBP @ Market

18:35:47 has no alerts

Watchlist (1-click trading)

Symbol	Spread	Bid	Ask	% change	Qty	Day low	Day high	Lot size	Sell swap
USD/JPY	0.8	97.830	97.838	-1.5180	1.00	97.830	99.379	100,000	0.956
EUR/USD	0.2	1.30148	1.30150	0.0831	1.00	1.29910	1.30470	100,000	0.868
USD/CHF	1	0.94245	0.94255	-0.3068	1.00	0.94029	0.94565	100,000	0.918
GBP/USD	1	1.54823 ↓	1.54833 ↓	0.3149	1.00	1.54190	1.54970	100,000	0.738
AUD/USD	1	1.02768	1.02778	-0.1506	1.00	1.02632	1.03363	100,000	0.875
USD/CAD	1	1.01758	1.01768	-0.2617	1.00	1.01735	1.02130	100,000	0.988
EUR/GBP	1	0.84130	0.84140	-0.1365	1.00	0.83990	0.84476	100,000	0.533
EUR/JPY	1	127.253 ↓	127.263 ↓	-1.4383	1.00	127.252	129.295	100,000	0.577
GBP/JPY	10	151.449	151.549	-1.2171	1.00	151.449	153.394	100,000	0.143
CHF/JPY	1	103.800 ↑	103.810 ↑	-1.2153	1.00	103.744	105.222	100,000	0.097
EUR/CHF	1.5	1.22650	1.22665	-0.2180	1.00	1.22493	1.23114	100,000	0.064
EUR/CAD	1	1.32440	1.32450	-0.1816	1.00	1.32340	1.33059	100,000	0.144
EUR/AUD	-2.2	1.26681	1.26659	0.2398	1.00	1.26145	1.26820	100,000	0.495

Type a symbol 1-CLICK TRADING

Orders (5 items of 5) Cancel all orders

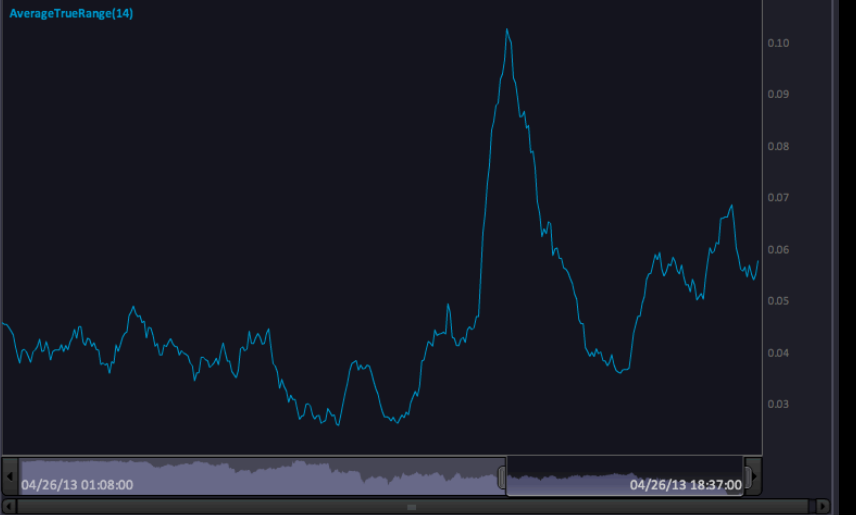
Filters

Status	Symbol	Type	Side	Lots	Price	Fill price	Trigger price	Stop Loss	Take Profit	Bid	Ask	Order ID	Time and date
filled	EUR/JPY	M	BUY	1.00	127.396	127.396				127.2...	127.2...	24041661:75	04/26 06:36 PM
filled	AUD/USD	M	BUY	1.00	1.02790	1.02790				1.027...	1.027...	24041661:74	04/26 06:36 PM
filled	EUR/GBP	M	BUY	1.00	0.84140	0.84140				0.841...	0.841...	24041661:73	04/26 06:36 PM
filled	CHF/JPY	M	SELL	1.00	103.900	103.900				103.8...	103.8...	24041661:72	04/26 06:36 PM
filled	EUR/GBP	M	SELL	1.00	0.84130	0.84130				0.841...	0.841...	24041661:71	04/26 06:36 PM

Positions (8 items of 8) Close all positions

Filters

Symbol	Position code	Time	Side	Lots	Amount (\$)	Price	Used Margin	Profit/Loss (\$)	Total Profit/Loss (\$)	Stop Loss	Take Profit	Bid
AUD/USD	156#24041661:37	04/26 06:36 PM	BUY	1.00	102,773.0	1,02790	1,027.73	-22	-22			1.02768
CHF/JPY	150#24041661:35	04/26 06:36 PM	SELL	1.00	106,100.1	103.900	1,061.00	95.06	95.06			103.797
EUR/GBP	144#24041661:34	04/26 06:36 PM	SELL	1.00	130,267.0	0.84130	1,302.67	-15.48	-15.48			0.84130
EUR/GBP	144#24041661:36	04/26 06:36 PM	BUY	1.00	130,267.0	0.84140	1,302.67	-15.48	-15.48			0.84130
EUR/JPY	158#24041661:38	04/26 06:36 PM	BUY	1.00	130,085.6	127.396	1,300.86	-135.94	-135.94			127.263
GBP/JPY	134#18412068:67	03/13 04:57 PM	BUY	1.00	154,853.1	143.450	1,548.53	8,176.09	8,176.09			151.449
GBP/USD	184#22471463:2	04/16 04:07 PM	BUY	1.00	154,831.0	1.53220	1,548.31	1,606	1,606			1.54826
USD/CHF	195#21465340:1	04/05 08:52 PM	SELL	1.00	100,000.0	0.93281	1,000.00	-1,033.42	-1,033.42			0.94245



Стало

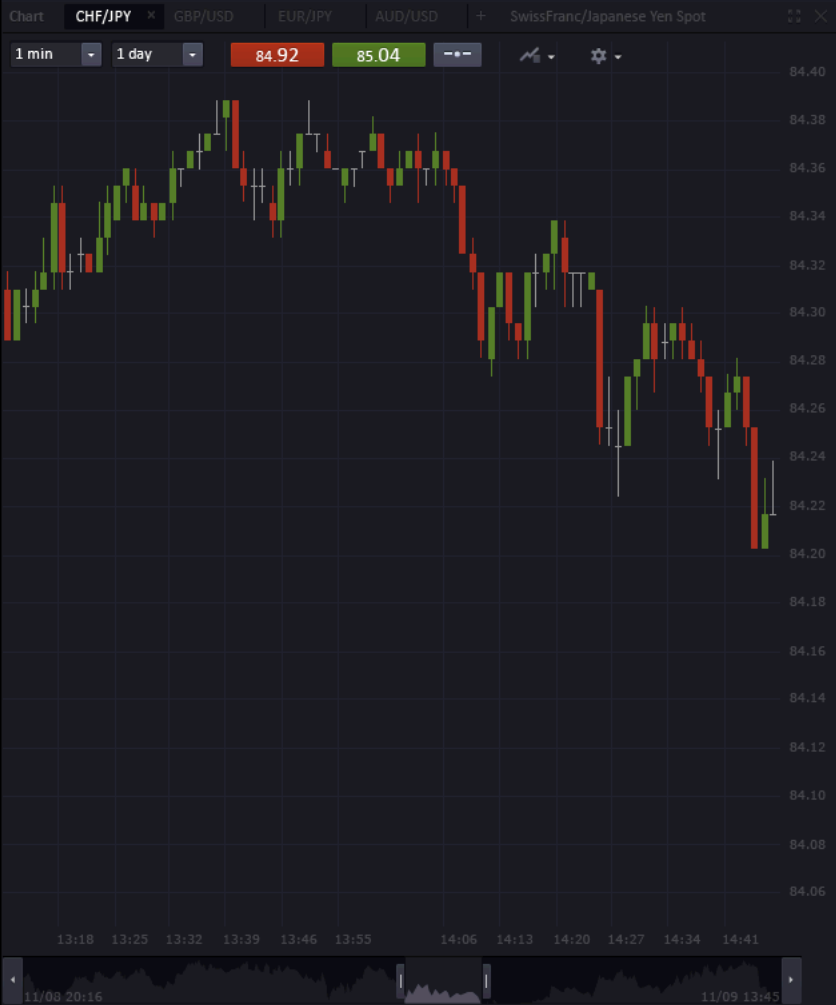
Symbol	Sprd	Bid	Ask	% change	Qty	D. low	D. high	Lot size	Sell swp	Buy swp
EUR/USD	19	1.2568	1.2687	-0.1900	1.00	1.2568	1.2687	100,000	0.25000	0.25000
EUR/CAD	91	1.3325	1.3416	0.9100	2.00	1.3325	1.3416	100,000	0.25000	0.25000
EUR/RUR	76	1.0145	1.0221	0.7600	1.00	1.0145	1.0221	100,000	0.25000	0.25000
EUR/CHF	570	28.4150	28.4720	0.5700	1.00	28.4150	28.4720	100,000	0.15000	0.15000
EUR/GBP	188	2.3624	2.3812	1.8800	6.65	2.3624	2.3812	100,000	0.15000	0.15000
EUR/CNY	39	0.0023	0.0062	0.0062	2.00	0.0023	0.0062	100,000	0.25000	0.25000
EUR/JPY	2114	6.1131	6.3245	6.3245	1.00	6.1131	6.3245	100,000	0.15000	0.15000
EUR/AUD	6844	8.3157	9.0001	9.0001	3.20	8.3157	9.0001	100,000	0.15000	0.15000
EUR/USD	119	1.2568	1.2687	1.2687	1.00	1.2568	1.2687	100,000	0.25000	0.25000
EUR/CAD	91	1.3325	1.3416	1.3416	5.46	1.3325	1.3416	100,000	0.15000	0.15000
EUR/RUR	76	1.0145	1.0221	1.0221	1.00	1.0145	1.0221	100,000	0.15000	0.15000
EUR/CHF	570	28.4150	28.4720	-28.4720	1.00	28.4150	28.4720	100,000	0.25000	0.25000
EUR/GBP	188	2.3624	2.3812	2.3812	6.00	2.3624	2.3812	100,000	0.15000	0.15000
EUR/CNY	39	0.0023	0.0062	0.0062	2.00	0.0023	0.0062	100,000	0.15000	0.15000
EUR/JPY	2114	6.1131	6.3245	6.3245	1.00	6.1131	6.3245	100,000	0.25000	0.25000
EUR/AUD	6844	8.3157	9.0001	9.0001	3.00	8.3157	9.0001	100,000	0.15000	0.15000

Orders Displaying 162 items of 648

Sts	Symbol	Tp	Side	Lots	Fill pr	Trg pr	Stp loss	Tk prof	Bid	Ask	Ord ID	Time/date
<input type="checkbox"/>	CHF/JPY	TrS	SELL	3.20		96.385			96.385	96.395	...	127 ...03:21
<input type="checkbox"/>	EUR/CHF	L	SELL	1.00		1.24009			1.23941	1.23958	...	126 ...03:15
<input type="checkbox"/>	USD/CHF	L	SELL	5.46		0.92980			0.92963	0.92979	...	125 ...03:23
<input type="checkbox"/>	USD/CAD	S	BUY	1.00	1.00058	1.00058			1.00116	1.00126	...	124 ...04:04
<input type="checkbox"/>	EUR/GBP	S	SELL	1.00	0.83958	0.83958			0.84006	0.84016	...	123 ...04:01
<input type="checkbox"/>	CHF/JPY	L	BUY	1.00	96.385	96.385			96.374	96.384	...	122 ...03:16
<input type="checkbox"/>	EUR/CHF	M	SELL	1.00	1.24009	1.24009			1.23904	1.23914	...	121 ...04:13

Positions Closed Ungroup Displaying 162 items of 648

Symbol	Pcode	Time	Side	Lots	Am \$	Price	UM	P/L	Stp Lss	Tk Prof	Bid	Ask
EUR/USD			SELL	5	1.8720		22%	400.43			0.9421	0.9423
EUR/CAD			SELL	1	2.1310		0%	-12.78			0.9423	1.1001
EUR/RUR	86...06	...12:02	SELL	2	1.1560	1.1560	1%	-1.01	0.9999	0.9499	1.0126	1.0128
EUR/CHF	21...74	...10:52	BUY	200	1.1015	1.1015	20%	-11.77	0.0247	0.9247	0.2147	0.2149
EUR/GBP	20...56	...10:42	SELL	50	3.1251	3.1251	2%	156.81	0.1228	0.6228	0.9999	1.1001
EUR/CHF	12...83	...12:02	BUY	5	1.8720	1.1560	1%	140.12	0.9020	0.9120	0.9421	1.9423
EUR/GBP	86...06	...10:52	BUY	3	0.9324	1.1015	20%	115.27	0.9012	0.8012	0.9421	0.9423



Стало

Trade Widgets Workspaces Order entry **ON** Instant trading

Balance 997,416 Equity 996,549 FPL 867 Avail. Margin 873,638 Used Margin 122,912 Risk Level 811% bruce_wayne acc. 1303, USD

Watchlist Dashboard Add Chart **CHF/JPY** GBP/USD EUR/JPY AUD/USD SwissFranc/Japanese Yen Spot

1 min 1 day **84.92** **85.04** -- --

L 1.36000 H 1.36747 EUR/USD 1.00 1.36 49 ₉ Sell 0.1 1.36 50 ₀ Buy	L 1.36000 H 1.36747 GBP/USD 1.00 1.58 31 ₅ Sell 1 1.58 32 ₀ Buy	L 91.635 H 92.305 USD/JPY 1.00 92. 16 ₂ Sell 0.8 92. 16 ₂ Buy
L 0.85484 H 0.86244 EUR/GBP 1.00 0.86 00 ₀ Sell 0.1 0.86 01 ₀ Buy	L 124.603 H 126.088 EUR/JPY 1.00 125. 73 ₀ Sell 1 125. 74 ₀ Buy	L 1.03610 H 1.04460 AUD/USD 1.00 1.03 8 ₀ Sell 0.1 1.03 8 ₀ Buy
L 1.36000 H 1.36747 EUR/USD 1.00 1.36 49 ₉ Sell 0.1 1.36 50 ₀ Buy	L 91.635 H 92.305 USD/JPY 1.00 92. 16 ₂ Sell 0.8 92. 16 ₂ Buy	L 1.36000 H 1.36747 GBP/USD 1.00 1.58 31 ₅ Sell 1 1.58 32 ₀ Buy

Order entry

USD/MXN Bid 1.33250 ↓ Ask 1.34160 ↑

Side: BUY SELL Lots: 10.00

Entry order type: Market Current price: 1.34160

Add protection orders

Stop loss	Points	Prjctd loss, \$	Regular
<input checked="" type="checkbox"/> 1.34060	0.00100	1,340	Trailing
<input checked="" type="checkbox"/> 1.34360	0.00200	2,720	

Sell

Orders Displaying 162 items of 648

Sts	Symbol	Tr	Side	Lots	Fill pr	Trg pr	Stp loss	Tk prof	Bid	Ask
☐	CHF/JPY	TrS	SELL	3.20		96.385		96.385	96.385	96.385
☐	EUR/CHF	L	SELL	1.00		1.24009		1.23941	1.23941	1.23941
☐	USD/CHF	L	SELL	5.46		0.92980		0.92963	0.92979	0.92979
☐	USD/CAD	S	BUY	1.00	1.00058	1.00058		1.00116	1.00126	1.00126
☐	EUR/GBP	S	SELL	1.00	0.83958	0.83958		0.84006	0.84016	0.84016
☐	CHF/JPY	L	BUY	1.00	96.385	96.385		96.374	96.384	96.384
☐	EUR/CHF	M	SELL	1.00	1.24009	1.24009		1.23904	1.23914	1.23914

Positions Closed Ungroup Displaying 162 items of 648

Symbol	Ps code	Time	Side	Lots	Am \$	Price	UM	P/L	Stp Lss	Tk Prof	Bid	Ask
EUR/USD			SELL	5	1.8720		22%	400.43		0.9421	0.9423	
EUR/CAD			SELL	1	2.1310		0%	-12.78		0.9423	1.1001	
EUR/RUR	86...06	...12:02	SELL	2	1.1560	1.1560	1%	-1.01	0.9999	0.9499	1.0126	1.0128
EUR/CHF	21...74	...10:52	BUY	200	1.1015	1.1015	20%	-11.77	0.0247	0.9247	0.2147	0.2149
EUR/GBP	20...56	...10:42	SELL	50	3.1251	3.1251	2%	156.81	0.1228	0.6228	0.9999	1.1001
EUR/CHF	12...83	...12:02	BUY	5	1.8720	1.1560	1%	140.12	0.9020	0.9120	0.9421	1.9423
EUR/GBP	86...06	...10:52	BUY	3	0.9324	1.1015	20%	115.27	0.9012	0.8012	0.9421	0.9423

Решения, которые помогли улучшить систему:

- Максимально использовать топ-бары.
- Оптимизировать данные в таблице (длина названий столбцов, вторичные данные).
- Переработать массивные элементы управления.
- Объединить модули в группы.
- Разделить бизнес-информацию и управление.
- Использовать активные и неактивные состояния.
- Уменьшить визуальный шум (сетки, рамки, чересполосица).

Вопросы

Спасибо