

7 торговых приложений,
общая продуктовая линейка,
разнообразные платформы —
и единый визуальный стиль



Николай Слёзкинский, Devexperts
slezkinskiy@yandex.ru

Создаем площадки для биржевой торговли



7 приложений:

- 2 десктоп
- Веб
- Android. Планшет и смартфон
- iPad и iPhone



Ian Lee

1234 5678 9012 3456 EUR

Balance

10.345.000

Used Margin

150.000

Floating P/L

25.000

12:45:10 12-10-2011 EST

USD orders

Forex Books

Analysis

Untitled 1

Untitled 2



Order Entry

EUR/USD

1,31755

1,31769

Sell

Buy

Type

Limit

Amount

500.000.000

Limit price

1,31760

Duration

GTC

 Stop loss at

0

pips

 Take profit at

0

pips

Sell

Watch List

Symbol	Amount	Bid	Ask
EUR/AUD	100.000	12,3456	12,3456
EUR/CAD	10.000.000		
EUR/CHF	800.000	12,3456	12,3456
EUR/ILS	100.000	16,3456	16,3456
EUR/ILS	100.000	16,3456	16,3456
EUR/JPY	50.000.000	11,3456	11,3456
EUR/NOK	100.000.000	9,3456	9,3456
EUR/NZD	500.000.000	7,3456	7,3456
EUR/PLN	60.000.000	15,3456	15,3456
EUR/SEK	25.000.000		
EUR/TRY	500.000.000	7,3456	7,3456

Type Symbol

Position Book

Position ID	Symbol (#Track)	Amount	Avg. Price	P/L	P/L In USD	Margin	P/L %	Take profit	Time
123456	EUR/USD (#1)	-650.000	12,3456	-10	-9,8	1 500	0,1	250.000@12,1234	15:45 12-...
123457	USD/CAD (#3)	250.000.000	13,3423	-10	-9,8	700	0,1	150.000@12,1232	15:45 12-...
123458	EUR/USD (#2)	50.000.000	11,3467	-10	-9,8	500	0,1		15:45 12-...
123459	USD/JPY	-700.000	9,3498	-10	-9,8	2 500	0,1	250.000@12,1239	15:45 12-...
123460	GBP/CAD (#4)	150.000.000	12,3404	-10	-9,8	1 500	0,1	750.000@12,1240	15:45 12-...

Sending order Buy 7,5 USD/CAD @ 1,5230 Limit...

Order Entry

EUR/USD

1,31755

1,31769

Sell Buy




Type

Limit


Amount

500.000.000



Limit price

1,31760



Duration

GTC

Stop loss at

0

pips

Take profit at

0

pips

Sell

Watch List

Symbol	Amount	Bid	Ask
EUR/AUD	100.000	12,3456	12,3456
EUR/CAD	10.000.000		
EUR/CHF	800.000	12,3456	12,3456
EUR/ILS	100.000	16,3456	16,3456
EUR/ILS	100.000	16,3456	16,3456
EUR/JPY	50.000.000	11,3456	11,3456
EUR/NOK	100.000.000	9,3456	9,3456
EUR/NZD	500.000.000	7,3456	7,3456
EUR/PLN	60.000.000	15,3456	15,3456
EUR/SEK	25.000.000		
EUR/TRY	500.000.000	7,3456	7,3456

Type Symbol



Logotype | Balance **999,460** | Equity **1,007,830** | FPL **8,370** | Avail. Margin **936,220** | Used Margin **71,610** | Risk Level **1,000%** | Welcome, test_fc acc. 51/USD\$

[Sign out](#) | ● [Market open](#) | [Reports](#) | [Language](#) | [Clear account](#)

[Watchlist](#) | [Positions](#) | [Orders](#) | [Chart](#) | [Order entry](#) | [Messages](#) | [Closed Positions](#)

Watchlist

Symbol	Bid	Ask	Qty	Lot size
EUR/HUF	266.200 ▲	266.300 ▲	1.00	100,000 X
EUR/USD	1.31140	1.31166 ▼	5.46	100,000 X
GBP/HUF	302.090 ▲	302.400	1.00	100,000 X
USD/CAD	2.45853 ▼	2.45883 ▼	1.00	100,000 X

Type a symbol 1-CLICK TRADING OFF

Messages

- 12:32:02 PLACED: Order 3731:17 BUY 5.01 GBP/HUF @ 302.340 Stop
- 12:32:02 SENDING: NEW Order Buy 5.01 GBP/HUF @ 302.340 Stop
- 12:30:15 PLACED: Order 3731:16 SELL 100.00 USD/CAD @ Market
- 12:30:15 SENDING: NEW Order Купить 100,00 USD/CAD @ Маркет
- 12:20:02 PLACED: Order 3731:15 BUY 5.46 EUR/USD @ Market
- 12:20:02 SENDING: NEW Order Продать 5,46 EUR/USD @ Маркет

Orders

Displaying 7 filtered items of 9 total [Show filters](#) Cancel all orders (5)

Status	Symbol	Type	Side	Lots	Price	Fill price	Trigger price	Bid	Ask	Order ID	Time and date
X pending	EUR/USD	M	BUY	5.46			1.31110	1.31140	1.31166	3731:15	27 Jan 12:20
X pending	EUR/USD	M	SELL	5.46			1.31735	1.31140	1.31166	3731:4	26 Jan 15:12
▶ working	EUR/USD	S	SELL	1.00	1.28900			1.31140	1.31166	2515:8	23 Jan 13:36 X
▶ working	EUR/USD	L	BUY	5.46	1.29000			1.31140	1.31166	2515:7	20 Jan 16:29 X
▶ working	EUR/USD	L	BUY	5.46	1.28660			1.31140	1.31166	2515:6	20 Jan 16:28 X
▶ working	EUR/USD	L	BUY	5.46	1.28770			1.31140	1.31166	2515:5	20 Jan 16:26 X
▶ working	EUR/USD	L	BUY	5.46	1.28760			1.31140	1.31166	2515:3	20 Jan 16:23 X

Watchlist



Symbol	Bid	Ask	Qty	Lot size
EUR/HUF	266.200	266.300	1.00	100,000
EUR/USD	1.31140	1.31166	5.46	100,000
GBP/HUF	302.090	302.400	1.00	100,000
USD/CAD	2.45853	2.45883	1.00	100,000

Messages

- 12:32:02 PLACED: Order 3731:17 BUY 5.01 GBP/HUF @ 302.340 Stop
- 12:32:02 SENDING: NEW Order Buy 5.01 GBP/HUF @ 302.340 Stop
- 12:30:15 PLACED: Order 3731:16 SELL 100.00 USD/CAD @ Market
- 12:30:15 SENDING: NEW Order Купить 100,00 USD/CAD @ Маркет
- 12:20:02 PLACED: Order 3731:15 BUY 5.46 EUR/USD @ Market
- 12:20:02 SENDING: NEW Order Продать 5,46 EUR/USD @ Маркет



1-CLICK
TRADING



OFF

Orders

Displaying 7 filtered items of 9 total [Show filters](#)

Status	Symbol	Type	Side	Lots	Price	Fill price	Trigger price	Bid
pending	EUR/USD	M	BUY	5.46			1.31110	1.31140

Quote details

Create order

Submit

EUR/USD 1.2193 1.2194

Euro/USDollar Spot Bid (Sell) Ask (Buy)

MARKET

LIMIT

STOP

BUY

1

@

1.21939

Lots x 100K

Expiration

GTC

DAY

Account

A2

A1



Quotes

BID / ASK

CHARTS

Symbol

Bid

Ask

GOOG

569.07

569.15

MSFT

28.83

28.84

NVDA

12.39

12.40

EUR/USD

1.21885

1.21886

USD/JPY

79.323

79.335

EUR/GBP

0.79059

0.79069

EUR/USD

1.2193

1.2194

Euro/USDollar Spot

Bid (Sell)

Ask (Buy)

MARKET

LIMIT

STOP

BUY

1

@

1.21939

Lots x 100K

Expiration

GTC

DATE

Account

A2

ACCOUNT



Melisa Stoneberg

Balance

\$4 630 100

Margin

25%

P/L

-33 000



	Bid	Ask	
1	0.58134	0.57134	
	195.84100	195.94400	100 144
	100.58134	100.59134	36 002
	1.60223	1.61233	82 125
	8.40723	8.44203	31
	1.59223	1.60204	100
	4.42013	4.48013	672 000
	95.84100	95.94400	5
	80.58134	80.59134	10 312
	2.60223	2.61233	64 865
	16.40723	16.44203	11 023
	6.59223	6.60204	86 914

Account Name EUR

Account Name RUB

Account Name USD

Watchlist #2

	Bid	Ask	Volume
	0.58134	0.57134	12 942
BRCM	195.84100	195.94400	100 144
CNET	100.58134	100.59134	36 002
EBAY	1.60223	1.61233	82 125
ELNK	8.40723	8.44203	31

Positions

Symbol	Bid	Ask	Volume
AMZN	0.58134	0.57134	12 942
BRCM	195.84100	195.94400	100 144
CNET	100.58134	100.59134	36 002
EBAY	1.60223	1.61233	82 125

Watchlist #1

Symbol	Bid
AMZN	0.58134
BRCM	195.84100
CNET	100.58134
EBAY	1.60223
ELNK	8.40723

Причины:

- Старые технологии
- Критическая масса идей и улучшений в работе интерфейсов
- Разный визуальный стиль

Главное:

- Визуальная перенасыщенность каждого приложения
- Системы сильно тормозили

~~FLEX~~ → HTML 5

Цели:

- Переработать поведение и взаимодействие системы и компонентов.
- Новый визуальный стиль.
- Гайд-лайн.
- Применить общий стиль ко всем приложениям.

Необходимо учесть:

- Бизнес-требования → Дизайн.
- Содержание прежде всего.
- Выглядеть, пониматься и работать как единое целое.
- White labels.
- ~~Растр~~ → Вектор.

Цели + Требования



“Flat” Design 😊

В результате:

- Элементы управления и их состояния — программно (CSS).
- Графика не нагружает процессор.
- Легко изменяется (WHITE LABELS).
- ~~PNG/GIF~~ → SVG / Icon font.

CSS-стили для элементов управления

Default

Hover

Pressed

Button

Button

Button

Сторона

Сторона

Кнопка действия

SELL

BUY

Apply


White Labels

Текущий вариант

Новый вариант



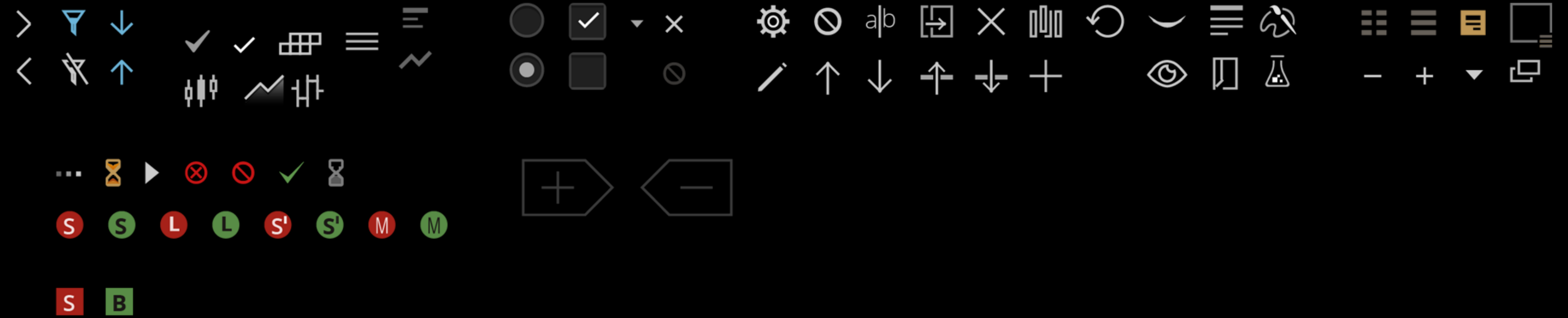
Button



BUTTON

Icon font

SVG



РАБОЧИЙ ПРОЦЕСС

4 — 5 насыщенных

экранов



Symbol	Spread	Bid	Ask
EUR/USD	19	1.2568	1.2687
EUR/CAD	91	1.3325	1.3416
EUR/RUR	76	1.0145	1.0221
EUR/CHF	570	28.4150	28.4720
EUR/GBP	188	2.3624	2.3812
EUR/CNY	39	0.0023	0.0062
EUR/JPY	2114	6.1131	6.3245
EUR/AUD	6844	8.3157	9.0001
EUR/USD	119	1.2568	1.2687
EUR/CAD	91	1.3325	1.3416
EUR/RUR	76	1.0145	1.0221
EUR/CHF	570	28.4150	28.4720
EUR/GBP	188	2.3624	2.3812
EUR/CNY	39	0.0023	0.0062
EUR/JPY	2114	6.1131	6.3245
EUR/AUD	6844	8.3157	9.0001
EUR/USD	19	1.2568	1.2687
EUR/CAD	91	1.3325	1.3416
EUR/RUR	76	1.0145	1.0221
EUR/CHF	570	28.4150	28.4720

Status	Symbol	Type	Side	Lots	Price	Fill price	Trigger price	Stop loss	Take profit	Bid	Ask	Order ID	Time and date
pending	EUR/NZD	L	SELL	1.00			1.58410			1.58410	1.58420	12796946:134	01.24 03:23 pm
pending	EUR/JPY	L	SELL	2.00			119.399			119.411	119.421	12796946:133	01.24 03:23 pm
pending	EUR/CAD	S	SELL	1.00			1.33383			1.33383	1.33393	12796946:132	01.24 03:23 pm
pending	USD/CHF	S	BUY	1.00			0.92971			0.92955	0.92970	12796946:131	01.24 03:21 pm
pending	USD/CHF	S	SELL	6.65			0.92980			0.92955	0.92970	12796946:130	01.24 03:21 pm
pending	USD/CHF	TrS	BUY	5.46			0.92980			0.92963	0.92979	12796946:125	01.24 03:23 pm
filled	USD/CAD	S	BUY	1.00	1.00058		1.00116			1.00116	1.00126	12796946:124	01.23 04:04 pm
filled	EUR/GBP	S	BUY	1.00	0.83958		0.84006			0.84006	0.84016	12796946:123	01.23 04:01 pm
filled	CHF/JPY	L	SELL	1.00	96.385	96.385	96.374			96.374	96.384	12796946:122	01.23 03:16 pm
filled	EUR/CHF	M	BUY	1.00	1.24009		1.23904			1.23904	1.23914	12796946:121	01.22 04:13 pm

Heatmap

Symbol	Bid	Ask	Chng %
EUR/USD	1.2568	1.2687	1.19
EUR/CAD	1.3325	1.3416	0.91
EUR/RUR	1.0145	1.0221	0.76
EUR/CHF	28.4150	28.4720	5.7
EUR/GBP	2.3624	2.3812	1.88
EUR/CNY	0.0023	0.0062	0.39
EUR/JPY	6.1131	6.3245	2.11
EUR/AUD	8.3157	9.0001	0.68
EUR/USD	1.2568	1.2687	1.19
EUR/CAD	1.3325	1.3416	0.91
EUR/RUR	1.0145	1.0221	0.76
EUR/CHF	28.4150	28.4720	5.7
EUR/GBP	2.3624	2.3812	1.88
EUR/CNY	0.0023	0.0062	0.39
EUR/JPY	6.1131	6.3245	2.11
EUR/AUD	8.3157	9.0001	0.68
EUR/USD	1.2568	1.2687	1.19
EUR/CAD	1.3325	1.3416	0.91
EUR/RUR	1.0145	1.0221	0.76
EUR/CHF	28.4150	28.4720	5.7

Watchlist Settings

Grey Watchlist

Watchlist

- GOOG Google Inc. Equity-NASDAQ
- GLD SPDR Gold Shares ETF-PCX
- RCS RCM Strategic Global Government Equity-NYSE
- FCX Freeport-McMoRan Cooper & Gold Inc. Equity-NYSE
- GS The Goldman Sachs Group, Inc. Equity-NYSE
- NGVT Direxion Daily Gold Miners Bull 3X Shrs ETF-PCX
- GDV Market Vectors Gold Miners ETF ETF-PCX
- ABX Barrick Gold Corporation Equity-NYSE
- GOGO Gogo Inc. Equity-NASDAQ
- GG Goldcorp Inc. Equity-NYSE

Show extended search

go

New Order

Order 1.33270 USD/MXN US Dollar / Mexican Peso

Side BUY SELL Lots 10.00 Min Price (Bid) 1.33250

Order Type Limit Limits Price 1.33270

Protection Orders

Order Duration GTC Day Date

Cancel Send Order

Order Type Limit Mmarket Limit Trailing Stop

Symbol	Spread	Bid	Ask
EUR/USD	19	1.2568	1.2687
EUR/CAD	91	1.3325	1.3416
EUR/RUR	76	1.0145	1.0221
EUR/CHF	570	28.4150	28.4720
EUR/GBP	188	2.3624	2.3812
EUR/CNY	39	0.0023	0.0062
EUR/JPY	2114	6.1131	6.3245
EUR/AUD	6844	8.3157	9.0001
EUR/USD	119	1.2568	1.2687
EUR/CAD	91	1.3325	1.3416
EUR/RUR	76	1.0145	1.0221
EUR/CHF	570	28.4150	28.4720
EUR/GBP	188	2.3624	2.3812
EUR/CNY	39	0.0023	0.0062
EUR/JPY	2114	6.1131	6.3245
EUR/AUD	6844	8.3157	9.0001
EUR/USD	19	1.2568	1.2687
EUR/CAD	91	1.3325	1.3416
EUR/RUR	76	1.0145	1.0221
EUR/CHF	570	28.4150	28.4720

Status	Symbol	Type	Side	Lots	Price	Fill price	Trigger price	Stop loss	Take profit	Bid	Ask	Time and date
pending	EUR/NZD	L										
pending	EUR/JPY	L										
pending	EUR/CAD	S										
pending	USD/CHF	S										
pending	USD/CHF	S										
pending	USD/CHF	TrS										
filled	USD/CAD	S										
filled	EUR/GBP	S										
filled	CHF/JPY	L										
filled	EUR/CHF	M										

Account

Heatmap

Symbol	Bid	Ask	Chng %
EUR/USD	1.2568	1.2687	1.19
EUR/CAD	1.3325	1.3416	0.91
EUR/RUR	1.0145	1.0221	0.76
EUR/CHF	28.4150	28.4720	5.7
EUR/GBP	2.3624	2.3812	1.88
EUR/CNY	0.0023	0.0062	0.00
EUR/JPY	6.1131	6.3245	2.11
EUR/AUD	8.3157	9.0001	0.68
EUR/USD	1.2568	1.2687	1.19
EUR/CAD	1.3325	1.3416	0.91
EUR/RUR	1.0145	1.0221	0.76
EUR/CHF	28.4150	28.4720	5.7
EUR/GBP	2.3624	2.3812	1.88
EUR/CNY	0.0023	0.0062	0.00
EUR/JPY	6.1131	6.3245	2.11
EUR/AUD	8.3157	9.0001	0.68
EUR/USD	1.2568	1.2687	1.19
EUR/CAD	1.3325	1.3416	0.91
EUR/RUR	1.0145	1.0221	0.76
EUR/CHF	28.4150	28.4720	5.7

Watchlist Settings

Grey Watchlist

Watchlist

- GOOG Google Inc. Equity-NASDAQ
- GLD SPDR Gold Shares ETF-PCX
- RCS RCM Strategic Global Government Equity-NYSE
- FCX Freeport-McMoRan Cooper & Gold Inc. Equity-NYSE
- GS The Goldman Sachs Group, Inc. Equity-NYSE
- NGVT Direxion Daily Gold Miners Bull 3X Shrs ETF-PCX
- GDV Market Vectors Gold Miners ETF ETF-PCX
- ABX Barrick Gold Corporation Equity-NYSE
- GOGO Gogo Inc. Equity-NASDAQ
- GG Goldcorp Inc. Equity-NYSE

Show extended search

go

New Order

Order 1.33270 USD/MXN US Dollar / Mexican Peso

Side BUY SELL Lots 10.00 Min Price (Bid) 1.33250

Order Type Limit Limits Price 1.33270

Protection Orders

Order Duration GTC Day Date

Cancel Send Order

Order Type Limit Mmarket Limit Trailing Stop

Video

LIVE London Stock Exchange

ENERGY PRICES
E.ON gas up 18.1%, electricity up 11.4%

18:41 GIAL MARKETS ARE IN TURMOIL AFTER A C

Watchlist

Symbol	Bid	Ask	Chng. %
EUR/CAD	1.3325	1.3416	2.10
EUR/RUR	1.0145	1.0221	0.76
EUR/CHF	28.4150	28.4720	5.7
EUR/GBP	2.3624	2.3812	1.88
EUR/CNY	0.0023	0.0062	3.90
EUR/JPY	6.1131	6.3245	0.00
EUR/AUD	8.3157	9.0001	-0.68
EUR/USD	1.2568	1.2688	2.00

Add symbol or group name

Trade

Chart Overview News Orange Watchlist Dashboard

Symbol	Current Price	Low	High	Chng. %
EUR/USD	1.2568 / 1.2688	1.2453	1.2702	0.00%
AUD/CHF	0.9381 / 0.9382	0.9379	0.9386	-2.00%
AUD/CZK	19.905 / 19.915	19.903	19.925	5.70%
EUR/CAD	1.55266 / 1.55285	1.54856	1.55728	0.76%
EUR/GBP	0.8084 / 0.8094	0.8076	0.8095	2.00%
EUR/USD	1.2068 / 1.2688	1.2453	1.2702	3.90%

EUR/USD: 1.2068 (SELL 2.0) / 1.2688 (BUY)

AUD/CHF: 0.9381 (SELL 0.1) / 0.9382 (BUY)

AUD/CZK: 19.905 (SELL 1.0) / 19.915 (BUY)

EUR/CAD: 1.55266 (SELL 1.9) / 1.55285 (BUY)

EUR/GBP: 0.8084 (SELL 1.0) / 0.8094 (BUY)

EUR/USD: 1.2068 (SELL 2.0) / 1.2688 (BUY)

Orders Positions Alerts

Symbol	Side	Quantity	Fill Price	P/L	Stop loss	Take profit	Position ID	Time and date	Bid	Ask	Current Price
EUR/NZD	SELL	10	1.58410	400.43	1.62410	1.62410	12796946:134	01.24 03:23:39	1.58410	1.58420	1.58410
EUR/JPY	SELL	20	119.399	-12.78	120.411	120.411	12796946:133	01.24 03:23:17	119.411	119.421	119.411
EUR/CAD	SELL	100	1.33372	156.81	1.33483	1.33483	12796946:132	01.24 03:23:12	1.33383	1.33393	1.33383
USD/CHF	BUY	100	0.92971	1,400.12	0.93055	0.93055	12796946:131	01.24 03:23:10	0.92955	0.92970	0.92970
USD/CHF	SELL	665	0.92980	-1.01	0.93055	0.93055	12796946:130	01.24 03:21:04	0.92955	0.92970	0.92955
USD/CHF	BUY	546	0.92980	400.43	0.92993	0.92993	12796946:125	01.24 03:23:33	0.92965	0.92979	0.92979
USD/CAD	BUY	10	1.00316	-12.78	1.00316	1.00316	12796946:124	01.23 04:03:27	1.00116	1.00126	1.00126
EUR/GBP	BUY	1	0.84206	156.81	0.84206	0.84206	12796946:123	01.23 04:01:45	0.84006	0.84016	0.84016
EUR/USD	SELL	1	0.96385	140.12	0.96385	0.96385	12796946:122	01.23 03:16:12	0.96374	0.96384	0.96374

Messages

Orders

Sd/Tp	Symbol	Sts	Qnty	Price
EUR/CAD	210	119.399		
EUR/RUR	76	1.33392		
EUR/CHF	57	0.92971		
EUR/GBP	188	0.92980		
EUR/CNY	390	0.92980		
EUR/JPY	21	1,000.58		
EUR/AUD	68	0.83958		
EUR/USD	19	96.385		

Positions

Sd	Symbol	Qnty	P/L	Prcn
EUR/CAD	210	-12.78	SL TP	X
EUR/RUR	76	156.81	SL	X
EUR/CHF	57	1,400.12		X
EUR/GBP	188	-1.01	TP	X
EUR/CNY	390	400.43		X
EUR/JPY	21	-12.78	SL TP	X
EUR/AUD	68	156.81	SL TP	X

Order Modification ID: 73548687 Created: 18.02.2014 02:34:55 Modified: 18.02.2014 12:54:03

USD/MXN US Dollar / Mexican Peso

Order Side: **SELL** Lots: 10.00 Cur. Price (B-B): 1.33250

Order Type: **Market**

Protection Orders

Cancel Modify Order

Order Modification ID: 73548687 Created: 18.02.2014 02:34:55 Modified: 18.02.2014 12:54:03

USD/MXN US Dollar / Mexican Peso

Order Side: **BUY** Lots: 10.00 Cur. Price (B-B): 1.33260

Order Type: **Market**

Protection Orders

Cancel Modify Order

Columns Customisation

Available Columns: Spread, % Buy swap Sell swap Category 52High 52Low

Current Watchlist: Symbol Bid Ask Quantity Spread % Open High Low Close Change, % Lot size Description

Cancel Apply

Order Modification ID: 73548687 Created: 18.02.2014 02:34:55 Modified: 18.02.2014 12:54:03

USD/MXN US Dollar / Mexican Peso

Order Side: **SELL** Lots: 10.00 Cur. Price (B-B): 1.33250

Order Type: **Limit** Limit Price: 1.33270

Protection Orders

Order Duration: GTC Day Date 18:00 10h:23m Expires at: Remains

Cancel Modify Order

Order Modification ID: 73548687 Created: 18.02.2014 02:34:55 Modified: 18.02.2014 12:54:03

USD/MXN US Dollar / Mexican Peso

Order Side: **SELL** Lots: 10.00 Cur. Price (B-B): 1.33250

Order Type: **Trailing Stop** Pips: 0.00200 Tr. Stop Price: 1.33060

Protection Orders

Order Duration: GTC Day Date 18:00 10h:23m Expires at: Remains

Cancel Modify Order

Dashboard Settings

3 x 3 available

+ Add box

Order Modification ID: 73548687 Created: 18.02.2014 02:34:55 Modified: 18.02.2014 12:54:03

USD/MXN US Dollar / Mexican Peso

Order Side: **SELL** Lots: 10.00 Current Price (B-B): 1.33250

Order Type: **Limit** Limit Price: 1.33270

Protection Orders

Stop Loss Price: 1.33370 Pips #: 0.00100 Project. Loss, \$ #: 1340 Regular

Take Profit Price: 1.33170 Pips #: 0.00100 Project. Loss, \$ #: 2720 Trailing

Order Duration: GTC Day Date 29/11/2013 10:15:45 Expires at: Remains

Cancel Modify Order

Order Modification ID: 73548687 Created: 18.02.2014 02:34:55 Modified: 18.02.2014 12:54:03

USD/MXN US Dollar / Mexican Peso

Order Side: **SELL** Lots: 10.00 Current Price (B-B): 1.33250

Order Type: **Limit** Limit Price: 1.33270

Protection Orders

Stop Loss Price: 1.33250 Pips #: 0.00100 Project. Loss, \$ #: 1340 Trailing

Take Profit Price: 1.33170 Pips #: 0.00100 Project. Loss, \$ #: 2720 Trailing

Order Duration: GTC Day Date 29/11/2013 10:15:45 Expires at: Remains

Cancel Modify Order

Stop Loss Price must be more than Entry limit price

Dashboard Settings

4 x 4 available

+ Add box

Orders

Sd/Tp	Symbol	Sts	Qnty	Price
EUR/CAD	210	119.399		
EUR/RUR	76	1.33392		
EUR/CHF	57	0.92971		
EUR/GBP	188	0.92980		
EUR/CNY	390	0.92980		
EUR/JPY	21	1,000.58		
EUR/AUD	68	0.83958		
EUR/USD	19	96.385		

Orders Settings

Customise columns

Filter by Status: All, Active, Ended

Order Modification ID: 73548687 Created: 18.02.2014 02:34:55 Modified: 18.02.2014 12:54:03

USD/MXN US Dollar / Mexican Peso

Order Side: **SELL** Lots: 10.00 Current Price (B-B): 1.33250

Order Type: **Limit** Limit Price: 1.33270

Protection Orders

Order Duration: GTC Day Date 29/11/2013 10:15:45 Expires at: Remains

Cancel Modify Order

Order Modification Confirmation

Modify Order No: 123456

Current: **BUY** 100,000 EUR/USD @ 1.44733 Trailing Stop

Stop Loss: Not Set Take Profit: 1.42000

New: **BUY** 100,000 EUR/USD @ 1.44733 Trailing Stop

Stop Loss: 1.45886 Take Profit: 1.42000

Cancel Confirm

Position Closing Confirmation

Position #12345 Partial Close

Description: **SOLD** 10K EUR/USD @ 1.44733

Action: **Close** 40 out of 100 EUR/USD

Cancel Confirm

Orders

Sd	Symbol	Qnty	Price	Side	Type
EUR/CAD	210	119.399			
EUR/RUR	76	1.33392			
EUR/CHF	57	0.92971			
EUR/GBP	188	0.92980			
EUR/CNY	390	0.92980			
EUR/JPY	21	1,000.58			

Positions

Sd	Symbol	Qnty	P/L	Prcn
EUR/CAD	210	-12.78	SL TP	X
EUR/RUR	76	156.81	SL	X
EUR/CHF	57	1,400.12		X
EUR/GBP	188	-1.01	TP	X
EUR/CNY	390	400.43		X
EUR/JPY	21	-12.78	SL TP	X
EUR/AUD	68	156.81	SL TP	X

Modify Cancel Order

New Order

EUR/AUD Euro / Australian Dollar

Order Side: **SELL** Lots: 10.00 Cur. Price (B-B): 8.33250

Order Type: **Market**

Protection Orders

Order Duration: GTC Day Date 29/11/2013 10:15:45 Expires at: Remains

Order

GOOG Google Inc. Equity-NASDAQ

RCS SPDR Gold Shares ETF-POK

FCX RCM Strategic Global Government Equity-NYSE

GS Freeport-McMohan Cooper & Gold Inc. Equity-NYSE

NUGT The Goldman Sachs Group, Inc. Equity-NYSE

ABX Drexton Daily Gold Miners Bull 3X Shares ETF-POK

GDX Barrick Gold Miners ETF Equity-NYSE

GGO Gogo Inc. Equity-NYSE

GG Goldcorp Inc. Equity-NYSE

Show extended search

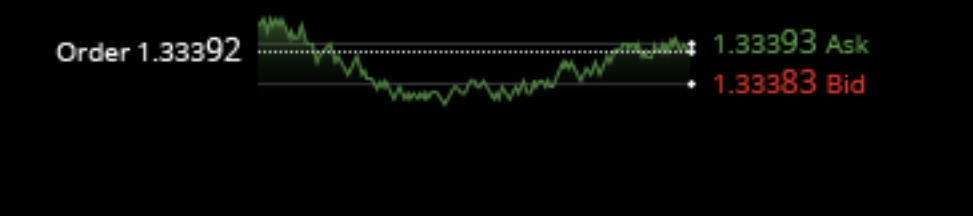
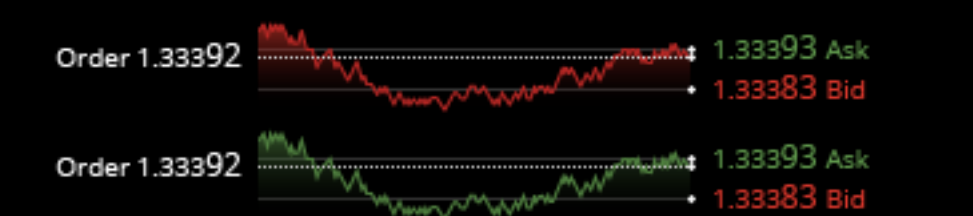
Orders

Sd/Tp	Symbol	Sts	Qnty	Price
EUR/CAD	210	119.399		
EUR/RUR	76	1.33392		
EUR/CHF	57	0.92971		
EUR/GBP	188	0.92980		
EUR/CNY	390	0.92980		
EUR/JPY	21	1,000.58		
EUR/AUD	68	0.83958		
EUR/USD	19	96.385		

Orders

Sd/Tp	Symbol	Sts	Qnty	Price
EUR/CAD	210	119.399		
EUR/RUR	76	1.33392		
EUR/CHF	57	0.92971		
EUR/GBP	188	0.92980		
EUR/CNY	390	0.92980		
EUR/JPY	21	1,000.58		
EUR/AUD	68	0.83958		
EUR/USD	19	96.385		

Modify Cancel



В ИТОГЕ

Mo x jQu x GUI x Issu x Fea x Ron x Ге6 x Анr x web x ИБ Инс x (20 x a Bes x Goc x Sho x

web-test.in.devexperts.com:6060/flexfront/FXClientmodlin.html

Logotype Balance 999,460 Equity 1,007,830 FPL 8,370 Avail. Margin 936,220 Used Margin 71,610 Risk Level 1,000% Welcome, test_fc acc. 51/USD\$ Sign out Market open Reports Language Clear account

Watchlist Positions Orders Chart Order entry Messages Closed Positions

Watchlist

Symbol	Bid	Ask	Qty	Lot size
EUR/HUF	266.200	266.300	1.00	100,000
EUR/USD	1.31140	1.31166	5.46	100,000
GBP/HUF	302.090	302.400	1.00	100,000
USD/CAD	2.45853	2.45883	1.00	100,000

Type a symbol 1-CLICK TRADING OFF

Messages

- 12:32:02 PLACED: Order 3731:17 BUY 5.01 GBP/HUF @ 302.340 Stop
- 12:32:02 SENDING: NEW Order Buy 5.01 GBP/HUF @ 302.340 Stop
- 12:30:15 PLACED: Order 3731:16 SELL 100.00 USD/CAD @ Market
- 12:30:15 SENDING: NEW Order Купить 100,00 USD/CAD @ Маркет
- 12:20:02 PLACED: Order 3731:15 BUY 5.46 EUR/USD @ Market
- 12:20:02 SENDING: NEW Order Продать 5,46 EUR/USD @ Маркет

Orders

Displaying 7 filtered items of 9 total [Show filters](#) Cancel all orders (5)

Status	Symbol	Type	Side	Lots	Price	Fill price	Trigger price	Bid	Ask	Order ID	Time and date
pending	EUR/USD	M	BUY	5.46			1.31110	1.31140	1.31166	3731:15	27 Jan 12:20
pending	EUR/USD	M	SELL	5.46			1.31735	1.31140	1.31166	3731:4	26 Jan 15:12
working	EUR/USD	S	SELL	1.00	1.28900			1.31140	1.31166	2515:8	23 Jan 13:36
working	EUR/USD	L	BUY	5.46	1.29000			1.31140	1.31166	2515:7	20 Jan 16:29
working	EUR/USD	L	BUY	5.46	1.28660			1.31140	1.31166	2515:6	20 Jan 16:28
working	EUR/USD	L	BUY	5.46	1.28770			1.31140	1.31166	2515:5	20 Jan 16:26
working	EUR/USD	L	BUY	5.46	1.28760			1.31140	1.31166	2515:3	20 Jan 16:23

Messages
09:31:01 CANCELED (by admin): Order #1355 SELL 100 RIMM @ 48.18 Limit
08:14:23 PLACED: Order #1544 BUY 70K EUR/USD @ 1.35467 Limit SL: 1.35400 TP: —
00:00:00 Market is opened. Working hours: Mon 00:00 — Fri 23:59
24 Mar
22:46:18 REJECTED: Order #1544 BUY 1000 GOOG @ Market
22:28:05 CANCELED: Order #1355

Trade Market Ideas Account + Orange Watchlist Dashboard

Table with columns: Symbol, Bid, Ask, Quantity, Spread, Open, High, Low, Close, Change, Change, %, Lot Size, Description. Includes rows for EUR/CAD, EUR/RUR, EUR/CHF, EUR/GBP, EUR/CNY, EUR/JPY, EUR/AUD, EUR/USD.

Order entry interface for EUR/USD. Shows price 1.2068 (SELL) and 1.2688 (BUY) with quantity 2.00. Includes a small line chart.

Table with columns: Symbol, Bid, Ask, Chng. %. Includes rows for EUR/RUR, EUR/CHF, EUR/GBP, EUR/CNY, EUR/JPY, EUR/AUD, EUR/USD.

Chart area for EUR/USD with price range L 1.2453 to H 1.2702. Includes a line chart and a table with columns: Symbol, Bid, Ask, Chng. %.

Orders Positions Alerts

Table with columns: Symbol, Side, Quantity, Fill Price, P/L, Stop loss, Take profit, Position ID, Time and date, Bid, Ask, Current Price. Lists various open positions.

Orders

Table with columns: Sd/Tp, Symbol, Sts, Qnty, Price. Lists pending orders for various currency pairs.

Positions

Table with columns: Sd, Symbol, Qnty, P/L, Prtcn. Lists current open positions and their P/L.

Video

Video player showing a news broadcast from the London Stock Exchange with a play button overlay.

Trade Market Ideas Account +

Balance 997,416 Equity 998,283 FPL 867 Used Margin 122,912 Usable Margin 875,371 MC Level, % 87%

Account 1303, USD User fh-9457388477028

EUR/CHF 1.262200 1.271400

Chart Overview News Orange Watchlist Dashboard

Messages



- 09:31:01 **CANCELED (by admin):** Order #1355 SELL 100 RIMM @ 48.18 Limit
- 08:14:23 **PLACED:** Order #1544 BUY 70K EUR/USD @ 1.35467 Limit SL: 1.35400 TP: —
- 00:00:00 **Market is opened. Working hours: Mon 00:00 — Fri 23:59**
- 24 Mar**
- 22:46:18 **REJECTED:** Order #1544 BUY 1000 GOOG @ Market
- 22:28:05 **CANCELLED:** Order #1355

Watchlist

Symbol	Bid	Ask	Chng. %
EUR/USD	1.2568	1.2688	2.00
EUR/CAD	1.3325	1.3416	2.10
EUR/RUR	1.0145	1.0221	0.76
EUR/CHF	28.4150	28.4720	5.7
EUR/GBP	2.3624	2.3812	1.88
EUR/CNY	0.0023	0.0062	3.90
EUR/JPY	6.1131	6.3245	0.00
EUR/AUD	8.3157	9.0001	-0.68
EUR/USD	1.2568	1.2688	2.00

Orders

Sd/Tp	Symbol	Sts	Qty	Price
L	EUR/CAD	⌚	210	119.399
S	EUR/RUR	▶	76	1.33392
S	EUR/CHF	⊗	57	0.92971 ^T
S	EUR/GBP	⊗	188	0.92980
S	EUR/CNY	⌚	390	0.92980
L	EUR/JPY	✓	21	1.00058
L	EUR/AUD	⌚	68	0.83958
M	EUR/USD	✓	19	96.385

L 1.2453 1000 H 1.2702



Orders x Positions Alerts Filtered by status Expired, Canceled, Filled, Working price 0.80000—100.000 period For 2 days

Status	Symbol	Side	Quantity	Price	Type	Stop loss	Take profit	Fill Price	Bid	Ask	Order ID	Time and date
⋯ Sending	EUR/NZD	SELL	10	1.58410	L	1.62410	1.62410	—	1.58410	1.58420	12796946:134	01.24 03:23:39
⌚ Pending	EUR/JPY	SELL	20	119.399	L	120.411	120.411	—	119.411	119.421	12796946:133	01.24 03:23:17
▶ Working	EUR/CAD	BUY	100	1.33392	S	1.33483	1.33483	—	1.33383	1.33393	12796946:132	01.24 03:23:12
⊗ Rejected	USD/CHF	BUY	100	0.92971	S	0.93055	0.93055	—	0.92955	0.92970	12796946:131	01.24 03:23:10
⊗ Canceled	USD/CHF	SELL	665	0.92980	S	0.93055	0.93055	—	0.92955	0.92970	12796946:130	01.24 03:21:04
⌚ Pending	USD/CHF	BUY	546	0.92980 ^T	TrS	0.92993	0.92993	—	0.92963	0.92979	12796946:125	01.24 03:23:33
✓ Filled	USD/CAD	BUY	10	1.00058	S	1.00316	1.00316	1.00316	1.00116	1.00126	12796946:124	01.23 04:03:27
⌚ Expired	EUR/GBP	BUY	1	0.83958	S	0.84206	0.84206	0.84206	0.84006	0.84016	12796946:123	01.23 04:01:45
✓ Filled	CHF/JPY	SELL	1	96.385	L	96.394	96.394	96.394	96.374	96.384	12796946:122	01.23 03:16:12
✓ Filled	EUR/CHF	BUY	10	1.24009	M	—	—	1.23914	1.23904	1.23914	12796946:121	01.22 04:13:56

Positions

Sd	Symbol	Qty	P/L	Prtcn
B	EUR/CAD	210	-12.78	SL TP X
S	EUR/RUR	76	156.81	SL X
S	EUR/CHF	57	1,400.12	X
B	EUR/GBP	188	-1.01	TP X
S	EUR/CNY	390	400.43	X
B	EUR/JPY	21	-12.78	SL TP X
B	EUR/AUD	68	156.81	SL TP X

Video

LIVE London Stock Exchange

BREAKING NEWS
ENERGY PRICES
E.ON gas: up 18.1%, electricity: up 11.4%

NEWS 10:41 CIAL MARKETS ARE IN TURMOIL AFTER A

Watchlist

Symbol	Bid	Ask	Chng. %
EUR/USD	1.2568	1.2688	2.00
EUR/CAD	1.3325	1.3416	2.10
EUR/RUR	1.0145	1.0221	0.76
EUR/CHF	28.4150	28.4720	5.7
EUR/GBP	2.3624	2.3812	1.88
EUR/CNY	0.0023	0.0062	3.90
EUR/JPY	6.1131	6.3245	0.00
EUR/AUD	8.3157	9.0001	-0.68
EUR/USD	1.2568	1.2688	2.00

EUR/CAD 1.3325 1.3416 -0.68

EUR/RUR 1.0145 1.0221 0.19

EUR/CHF 28.4150 28.4720 0.91

EUR/GBP 2.3624 2.3812 -0.76

EUR/CNY 0.0023 0.0062 5.70

Add symbol or group name

Symbol	Bid	Ask	Quantity	Spread	Open	High	Low	Close	Change	Change, %	Lot Size	Description
EUR/USD	1.2568	1.2688	1.50	1.20	1.2500	1.2500	1.2500	1.2500	0.00	0.00	100,000	Euro / US Dollar
EUR/CAD	1.3325	1.3416	2.10	91	1.3325	1.3325	1.3325	1.3325	2.10	2.10	100,000	Euro / Canadian Dollar
EUR/RUR	1.0145	1.0221	0.76	76	1.0145	1.0145	1.0145	1.0145	0.76	0.76	10,000	Euro / Russian Rouble
EUR/CHF	28.4150	28.4720	5.7									Franc
EUR/GBP	2.3624	2.3812	1.88									Pound
EUR/CNY	0.0023	0.0062	3.90									Yuan
EUR/JPY	6.1131	6.3245	0.00									Yene
EUR/AUD	8.3157	9.0001	-0.68									Australian Dollar
EUR/USD	1.2568	1.2688	2.00									Dollar

New Order

Stop Loss Order → 1.33370

USD/MXN US Dollar / Mexican Peso

Side: BUY SELL **SELL** Lots: 10.00 Current Price (Bid): 1.33250

Order Type: Limit Limit Price: 1.33270

Protection Orders:

- Stop Loss Price: 1.33370 Pips: 0.00100 Project. Loss, \$: 1,340 **Regular**
- Take Profit Price: 1.33170 Pips: 0.00100 Project. Loss, \$: 2,720 **Trailing**

Duration: Today 28/11 GTC Day Date 29/11/2013 10:15:45

Cancel Send Order

Low 1.2453

1.206

SELL

Order → 1.33270

Take Profit Order → 1.33170

Orders

USD/MXN Last 100 ticks

Symbol	Order	Qty	Price	Spread	Open	High	Low	Close	Change	Change, %	Lot Size	Description
EUR/NZD	SELL	10	1.58410	400.43	1.62410	1.62410	1.62410	1.62410	01.24 03:23:39	1.58410	1.58420	1.58410
EUR/JPY	SELL	20	119.399	-12.78	120.411	120.411	120.411	120.411	01.24 03:23:17	119.411	119.421	119.411
EUR/CAD	SELL	100	1.33372	156.81	1.33483	1.33483	1.33483	1.33383	01.24 03:23:12	1.33383	1.33393	1.33383
USD/CHF	BUY	100	0.92971	1,400.12	0.93055	0.93055	0.93055	0.92955	01.24 03:23:10	0.92955	0.92970	0.92970
USD/CHF	SELL	665	0.92980	-1.01	0.93055	0.93055	0.93055	0.92955	01.24 03:21:04	0.92955	0.92970	0.92955
USD/CHF	BUY	546	0.92980	400.43	0.92993	0.92993	0.92993	0.92963	01.24 03:23:33	0.92963	0.92979	0.92979
USD/CAD	BUY	10	1.00316	-12.78	1.00316	1.00316	1.00316	1.00116	01.23 04:03:27	1.00116	1.00126	1.00126
EUR/GBP	BUY	1	0.84206	156.81	0.84206	0.84206	0.84206	0.84006	01.23 04:01:45	0.84006	0.84016	0.84016
CHF/JPY	SELL	1	96.394	140.12	96.394	96.394	96.394	96.374	01.23 03:16:12	96.374	96.384	96.374
EUR/CHF	BUY	10	1.23914	—	—	—	—	1.23904	01.22 04:13:56	1.23904	1.23914	1.23914

Messages

09:31:01 **CANCELED (by admin):** Order #1355 SELL 100 RIMM @ 48.18 Limit

08:14:23 **PLACED:** Order #1544 BUY 70K EUR/USD @ 1.35467 Limit SL: 1.35400 TP: —

00:00:00 **Market is opened. Working hours:** Mon 00:00 — Fri 23:59

24 Mar

22:46:18 **REJECTED:** Order #1544 BUY 1000 GOOG @ Market

22:28:05 **CANCELLED:** Order #1355

Orders

Sd/Tp	Symbol	Sts	Qty	Price
EUR/USD	1.33410			
EUR/CAD	210	119.399		
EUR/RUR	76	1.33392		
EUR/CHF	57	0.92971		
EUR/GBP	188	0.92980		
EUR/CNY	390	0.92980		
EUR/JPY	21	1.00058		
EUR/AUD	68	0.83958		
EUR/USD	19	96.385		

Positions

Sd	Symbol	Qty	P/L	Prtcn
EUR/USD	1.33410			
EUR/CAD	210	-12.78	SL TP	
EUR/RUR	76	156.81	SL	
EUR/CHF	57	1,400.12		
EUR/GBP	188	-1.01	TP	
EUR/CNY	390	400.43		
EUR/JPY	21	-12.78	SL TP	
EUR/AUD	68	156.81	SL TP	

Обновляемые палитра и UI kit

Button-bg-color: #4A4540;

Context-menu-bg-color: #3D3B39;

Right-click-selected-bg-color: #2E2E2E;

Left-click-selected-bg-color: #3B3733;

Widget-header-bg-color: #33312F;

Widget-bg-color: #161412;

Widget-dark-bg-color: #161412;

Table-header-bg-color: #242424;

Symbol-area-bg-color: #232221;

Confirmation-area-bg-color: #282827;

Line-color: #FFF, opacity 8%;

Line-color-2: #FFF, opacity 12%;

Line-color-3: #FFF, opacity 4%;

Input-bg-color: #202020;
Input-border-color: #3B3B3B;

Input-disabled-bg-color: #3B3B3B;
Input-disabled-border-color: #3B3B3B;

Control-color: #FFF

Icon-hover-bg-color: Widget-bg-color + darkness (2%);

Additional-text-color: #999;

Widget-header-hint-label-color: #808080;

Additional-bg-color: #2F5061;

Light-additional-bg-color: #6CB5D9;

Sub-additional-bg-color: #FFC973;

Sell-bg-color: #A02C28;

Down-bg-color: #A02C28; = Sell-bg-color

Down-dashboard-bg-color: Down-bg-color + Lightness (2%)

Buy-bg-color: #3A662E;

Up-bg-color: #3A662E; = Buy-bg-color

Up-dashboard-bg-color: #3A662E; = Up-bg-color

Neutral-dashboard-bg-color: Button-bg-color + Lightness (2%);

Wrong-bg-color: #7F0D0D; Message-wrong-bg-color: #262E33;

Disabled-bg-color: #4D4D4D;

Disabled-symbol-color: #7F7F7F;

Text Default Font: Regular 12px Open Sans;

Main-text-color: #FFF; Selected-text-color: #FFF;

Dashboard-text-color: #FFF; Button-text-color: #FFF;

Input-text-color: #FFF;

Table-text-color: #CCC; Not-changeble-price-text-color: #CCC; Disabled-text-color-2: #CCC; Widget-header-hint-value-color: #CCC; NA-selected-text-color: #CCC;

Additional-column-text-color: #999; Description-text-color: #999; Disabled-text-color: #999;

Widget-header-hint-label-color: #808080; Label-color: #808080; Repeated-text-color: #808080; Expired-text-color: #808080; Disabled-text-color-3: #808080;

Hint-color: #666; Chart-values-color: #666; Quantity-color: #666; NA-text-color: #666;

Matched-color: #FFC973; Sell-text-color: #D9372C; Buy-text-color: #60994D; Status-pending-text-color: #BF9756; Sorted-column-text-color: #B3826B; Message-sbj-trading-text-color: #F2F2F2;

Hovered-link-color: #FFC973; Down-text-color: #D9372C; Up-text-color: #60994D; Status-sending-text-color: #CCC; Message-sbj-dealer-text-color: #FFC973;

Link-color: #6CB5D9; Status-working-text-color: #CCC; Message-sbj-notification-text-color: #DE7D2C;

Selected-color: #3DA7B1; Status-filled-text-color: #60994D; Status-rejected-text-color: #CC2E34; Message-sbj-warning-text-color: #E6343A;

Sub-additional-text-color: #8EBCD4; Status-canceled-text-color: #CC2E34; Accident-message-sbj-text-color: #BF9756;

Status-expired-text-color: #999;

DROPDOWN BOX

DEFAULT

Order Type
Limit

color: #808080;
font: 10px Open Sans;

bg: Button-bg-color;

outside-border: 1px solid #000;
border-opacity: 40%;

Inside-border
bg-color: #fff;
opacity-top: 6%;
opacity-left; opacity-right: 4%;
opacity-bottom: 2%

rounded comers: 1px;

color: #fff;

arrow bg-color: #FFF;
arrow-opacity: 80%;

HOVER

Order Type
Limit

bg: Button-bg-color + Lightness (2%)
arrow-opacity: 100%;

Input hover
bg: Input-bg + Lightness (2%)
inside-border top-opacity: 15%;

PRESED

Order Type
Limit
Mraket
Limit
Stop
Trailing Stop

arrow and value indent within box: 1px down;
arrow-opacity: 100%;

bg: Button-bg-color + Darkness (2%)

Inside-border
bg-color: #000;
opacity-top: 6%;
opacity-left; opacity-right: 4%;
opacity-bottom: 2%

selected: Additional-bg-color + Lightness (2%);

list bg-color: Button-bg-color + Darkness (2%)
drop-shadow: 1px down, 1px blur, 100% opacity, #000;

DISABLED

Order Type
Limit

bg: Disabled-bg-color
Inside-border: none
color: Disabled-text-color-2
Arrow- color: Disabled-symbol-color;

WRONG DATA

COMBOBOX / INPUT

USD/MXN

border:
1px solid: Input-border-color

rounded comers: 1px;

Input
color: Input-text-color;
background: Input-bg-color;

inside-border top: #000, 25%;

Input hover
bg: Input-bg-color + Lightness (2%)
inside-border top-opacity: 15%;

button hover area
arrow bg-color:
Button-bg-color + Lightness (2%);

Input pressed
background: Input-bg-color + Darkness (2%)
border: Additional-bg-color + Lightness (6%)

arrow indent: 1px down
arrow bg-color: Additional-bg-color + Lightness (8%);

input disabled
background: Input-disabled-bg-color
border: Input-disabled-border-color
color: Disabled-text-color-2
Arrow- color: Disabled-symbol-color;

NUMERIC STEPPER

1.32270 - +

Input
border:
Input-border-color;

rounded comers: 1px;

Input
color: Input-text-color;
background: Input-bg-color;

inside-border
top: #000, 25%;

Input hover
bg: Input-bg-color + Lightness (2%);
inside-border top-opacity: 15%;
cursor: text

Input pressed
background: Input-bg-color + Darkness (2%)
border: Additional-bg-color +Lightness (8%)

button disabled
background: Input-disabled-bg-color
border: Input-disabled-border-color
color: Disabled-text-color-2

Input wrong data
background: Wrong-data-bg-color
border: Input-border-color

Buttons

button hover
bg: Button-bg-color + Lightness (2%)

button pressed
background: Button-bg-color + Darkness (2%)
+/- indent within box: 1px down;

button disabled
background: Disabled-bg-color
border: none
+/- indent within box: none;
+/- color: Disabled-symbol-color;

SWITCHERS

GTC Day Date

bg: Additional-bg-color + Darkness (2%);

Style like Hovered Regular Button
bg: Button-bg-color + Lightness (2%)

Style like Pressed Regular button
Button-bg-color + Darkness (2%)
text-indent within box: 1px down

BUY SELL

BUY SELL

Style like Regular Button

CHECK-BOXES

Protection Orders

Protection Orders

border:
Input-border-color;

rounded comers: 1px;

Box
color: Input-text-color;
background: Input-bg-color;

inside-border
top: #000, 25%;

Label
color: Main-text-color

Hover
bg: Input-bg-color + Lightness (3%);
inside-border top-opacity: 15%;

Pressed
background: Input-bg-color + Darkness (2%)
border: Additional-bg-color +Lightness (8%)

Disabled
Box
background: Input-disabled-bg-color
border: Input-disabled-border-color
tick bg: Disabled-symbol-color;

Label
color: Disabled-text-color-3

DEFAULT

BUY/SELL...

bg: Additional-bg-color

outside-border: 1px solid #000;
border-opacity: 40%;

Inside-border
bg-color: #FFF;
opacity-top: 6%;
opacity-left; opacity-right: 4%;
opacity-bottom: 2%

rounded comers: 1px;
color: Button-text-color;

buy/sell
font: bold;
white-space: 1px

Action
font: Regular 14px;
white-space: none;

HOVER

BUY/SELL...

bg: Additional-bg-color + Lightness (2%)

PRESED

BUY/SELL...

bg: Additional-bg-color + Darkness (2%)

Inside-border
bg-color: #000;
opacity-top: 6%;
opacity-left; opacity-right: 4%;
opacity-bottom: 2%

text-indent within box: 1px down

DISABLED

Send Order

bg: Sell-bg-color;
font: Regular 14px;
white-space: none

bg: Sell-bg-color + Lightness (3%);

bg: Sell-bg-color + Darkness (2%);

Send Order

bg: Buy-bg-color;

bg: Buy-bg-color + Lightness (2%);

bg: Buy-bg-color + Darkness (2%);

Send Order

bg: Buy-bg-color;

bg: Buy-bg-color + Lightness (2%);

bg: Buy-bg-color + Darkness (2%);

Cancel

bg: Button-bg-color;

bg: Button-bg-color + Lightness (2%);

bg: Button-bg-color + Darkness (2%);

background: Disabled-bg-color
border: none
color: Disabled-text-color-3

1.2068 1.2688

SELL 2.00 BUY

Dashboard bg: Button-bg-color + Lightness (2%);
Spread bg: Button-bg-color;

1.2068 1.2688

SELL 2.00 BUY

Down bg: Down-dashboard-bg-color
Up bg: Up-dashboard-bg-color

Cancel Order

bg: Warning-button-bg-color;

Cancel Order

bg: Warning-button-bg-color
+ Lightness (3%);

Cancel Order

bg: Warning-button-bg-color + Darkness (2%);

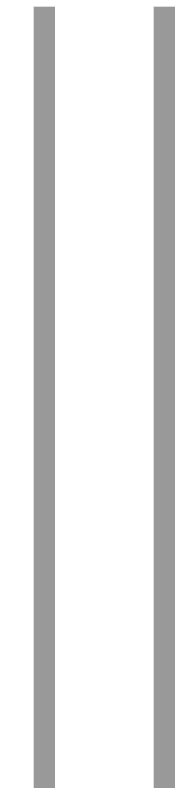
Confluence + SVN

Цвет	Название	Алиас в style-config
Виджет		
#161412	Widget-bg-color	
#33312F	Widget-header-bg-color	
#871814	Active-tab-bg-color	
#3B3733	Left-click-selected-bg-color	
#2E2E2E	Tab-selected-bg-color	
#232221	Symbol-area-bg-color	
#3D3B39	Context-menu-bg-color	
#282827	Confirmation-area-bg-color	
#1E1C1A	Popup-bg-color-color	
Таблица		
#242424	Table-header-bg-color	
#FFF, opacity 8%	Line-color	
#FFF, opacity 12%	Line-color-2	
#FFF, opacity 4%	Line-color-3	
Поля ввода		
#202020	Input-bg-color	
#3B3B3B	Input-border-color	
#3B3B3B	Input-disabled-bg-color	
#3B3B3B	Input-disabled-border-color	

Кнопки		
#4A4540	Button-bg-color	
#2F5061	Additional-bg-color	
#A02C28	Sell-bg-color	
#A02C28	Down-bg-color	
Down-bg-color + Lightness (2%)	Down-dashboard-bg-color	
#3A662E	Buy-bg-color	
#3A662E	Up-bg-color	
Up-bg-color	Up-dashboard-bg-color	
Button-bg-color + Lightness (2%)	Neutral-dashboard-bg-color	
#4D4D4D	Disabled-bg-color	
#7F7F7F	Disabled-symbol-color	
Дополнительные цвета		
#2F5061	Additional-bg-color	
#6CB5D9	Light-additional-bg-color	
#FFC973	Sub-additional-bg-color	
#7F0D0D	Wrong-bg-color	
#262E33	Message-wrong-bg-color	
#3DA7B1	Selected-color	
#DE7D2C	Selected-color-2	
#554F49	Selected-color-3	

РАБОЧИЙ ПРОЦЕСС

Прототипы

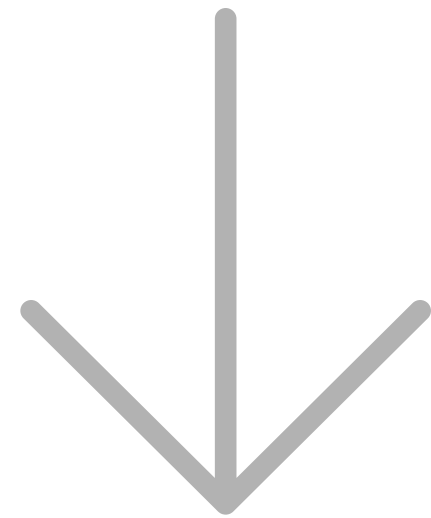


Отрисовка

База заложена.

Что дальше?

DxTrade



ПАРАЛЛЕЛЬНО

Desktop

Inforider

dxTrade Pro

Mobile

ANDROID

dxMobile Tablet

dxMobile Smartpone

IOS

dxMobile iPhone

dxMobile iPad

РАБОЧИЙ ПРОЦЕСС

«Не подходит цвет/элемент»

«Что делать с “нативным”
поведением?»

Подход — да

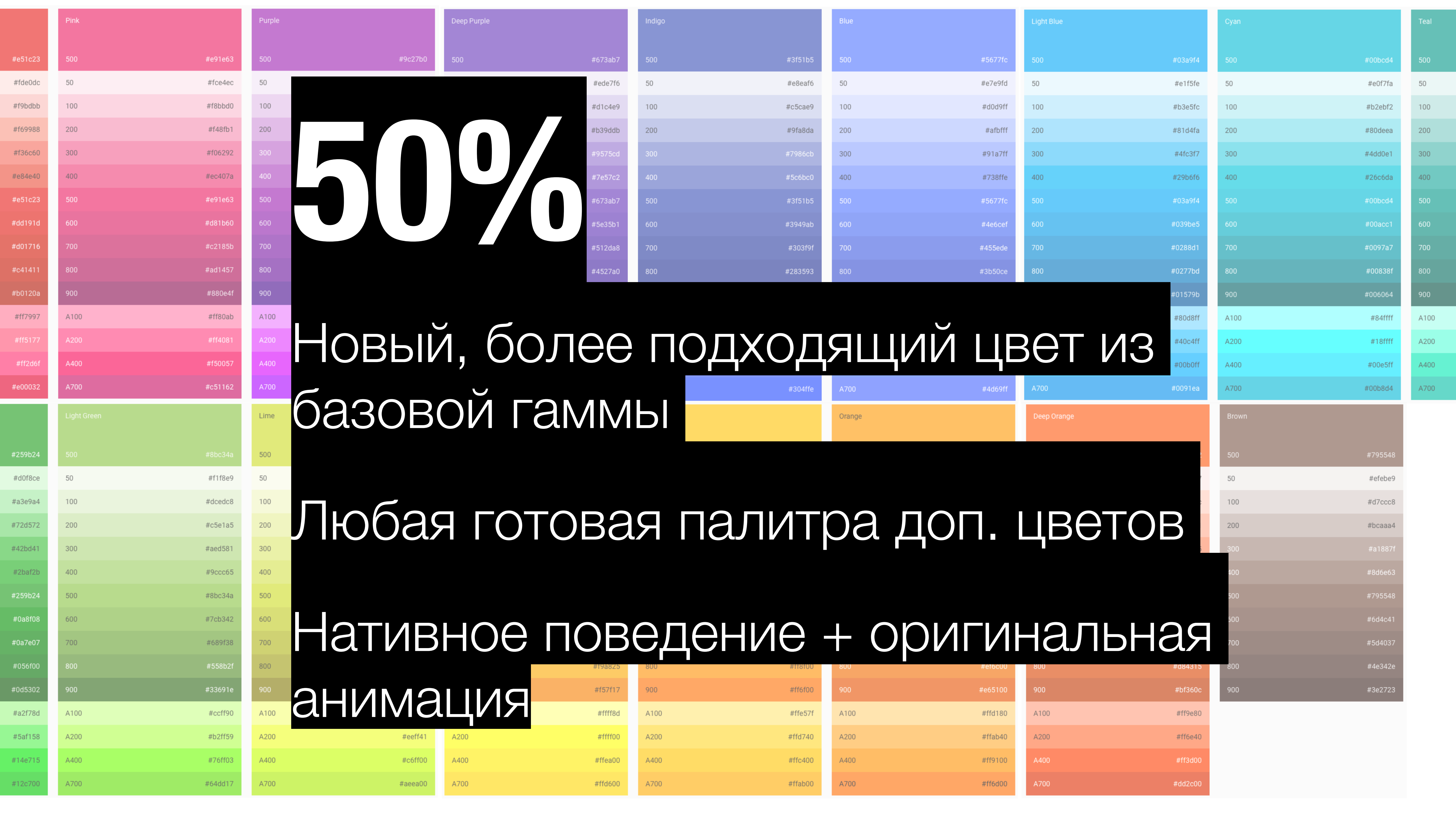
Общая *гамма* — да

~~Слепое~~

~~Копирование — нет~~

Базовый UI kit

50%



50%

Новый, более подходящий цвет из базовой гаммы

Любая готовая палитра доп. цветов

Нативное поведение + оригинальная анимация

Desktop



Ian Lee

1234 5678 9012 3456 EUR

Balance

10.345.000

Used Margin

150.000

Floating P/L

25.000

12:45:10 12-10-2011 EST

USD orders

Forex Books

Analysis

Untitled 1

Untitled 2

Order Entry

EUR/USD

1,31755

1,31769

Sell

Buy

Type

Limit

Amount

500.000.000

Limit price

1,31760

Duration

GTC

Stop loss at

0

pips

Take profit at

0

pips

Sell

Watch List

Symbol	Amount	Bid	Ask
EUR/AUD	100.000	12,3456	12,3456
EUR/CAD	10.000.000		
EUR/CHF	800.000	12,3456	12,3456
EUR/ILS	100.000	16,3456	16,3456
EUR/ILS	100.000	16,3456	16,3456
EUR/JPY	50.000.000	11,3456	11,3456
EUR/NOK	100.000.000	9,3456	9,3456
EUR/NZD	500.000.000	7,3456	7,3456
EUR/PLN	60.000.000	15,3456	15,3456
EUR/SEK	25.000.000		
EUR/TRY	500.000.000	7,3456	7,3456

Type Symbol

Position Book

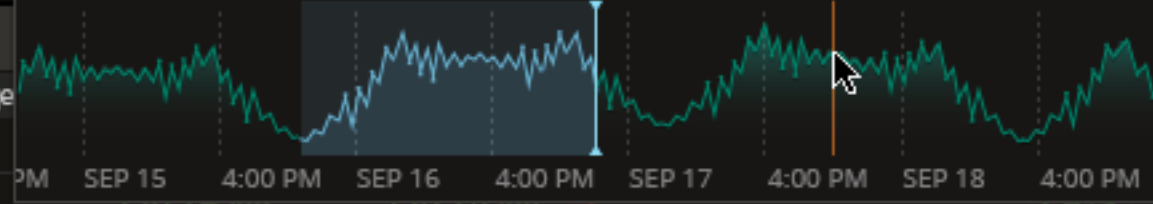
Position ID	Symbol (#Track)	Amount	Avg. Price	P/L	P/L In USD	Margin	P/L %	Take profit	Time
123456	EUR/USD (#1)	-650.000	12,3456	-10	-9,8	1 500	0,1	250.000@12,1234	15:45 12-...
123457	USD/CAD (#3)	250.000.000	13,3423	-10	-9,8	700	0,1	150.000@12,1232	15:45 12-...
123458	EUR/USD (#2)	50.000.000	11,3467	-10	-9,8	500	0,1		15:45 12-...
123459	USD/JPY	-700.000	9,3498	-10	-9,8	2 500	0,1	250.000@12,1239	15:45 12-...
123460	GBP/CAD (#4)	150.000.000	12,3404	-10	-9,8	1 500	0,1	750.000@12,1240	15:45 12-...

Sending order Buy 7,5 USD/CAD @ 1,5230 Limit...

Search.. Replay On Speed 4x 06/05/2015 22:46:05

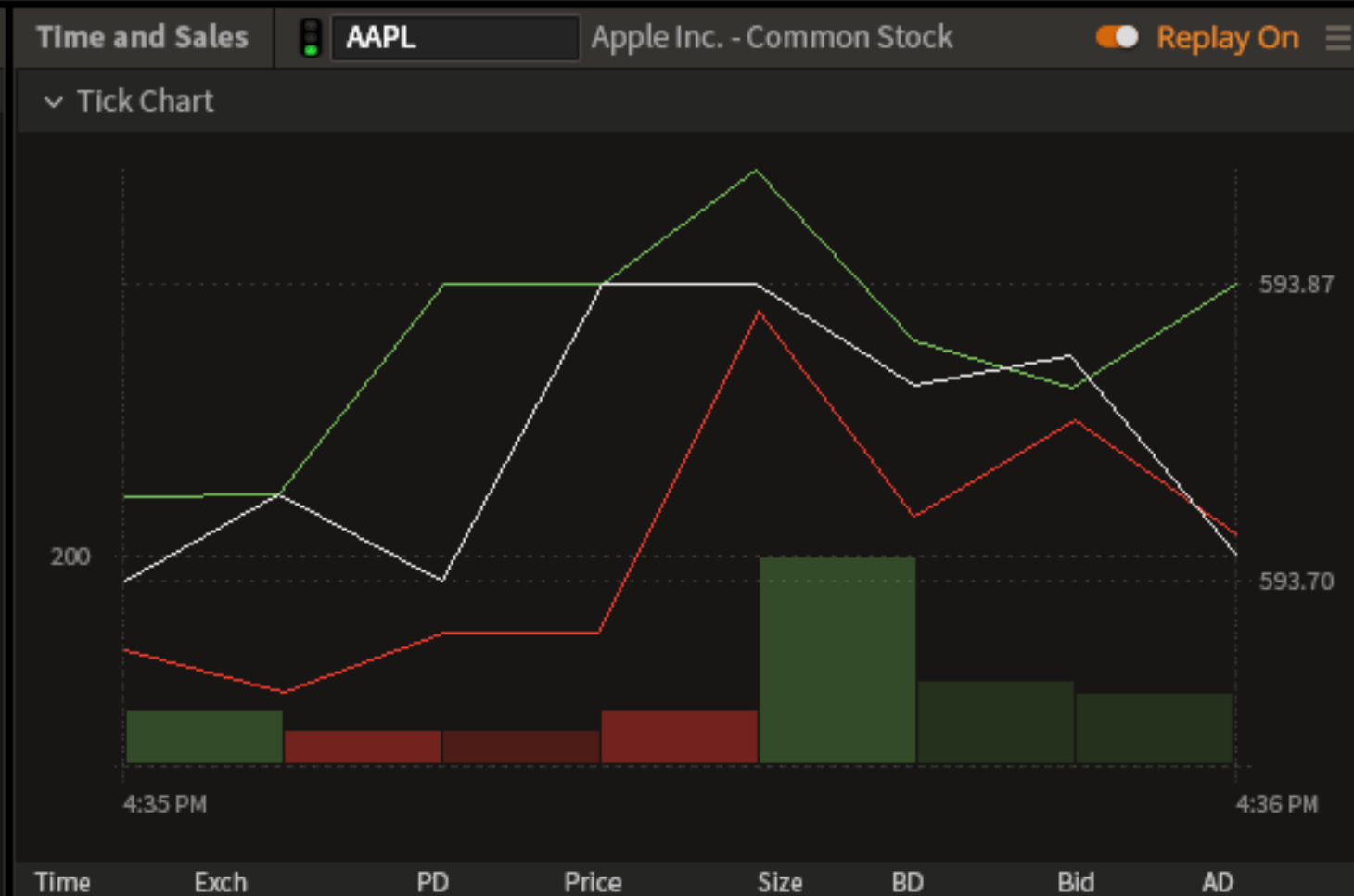
My Dock Workspace AAPL Tradings x AAPL fundamental AAPL Apple Inc. - Common Stock

Symbol	Last	Net Change	Mark Change	Bid Size	Ask Size	Volume	Open	High	Low	Spread	Gap
AAPL	519.7050	-5.744	-1.09 %	1	4	4,935,529	524.1500	524.1500	518.2000	0.03 %	-0.25 %
GOOG	1,019.8250	-1.695	-0.17 %	1	5	535,454	1,025.6000	1,025.6000	1,015.3700	0.04 %	+0.40 %
/YM	15,663.00	+113.00	+0.73 %	12	56	93,503	15,553.00	15,553.00	15,546.00	0.01 %	+0.02 %
SPX	1,768.74	+5.77	+0.33 %	0	0	0	1,765.00	1,765.00	1,764.40	0.04 %	+0.12 %
SPY	176.9800	+0.71	+0.40 %	134	29	40,038,498	177.0300	177.0300	176.5400	0.01 %	+0.43 %
/ES	1,764.75	+8.25	+0.47 %	440	350	900,737	1,757.25	1,757.25	1,755.75	0.01 %	+0.04 %
/NQ	3,344.34	-1.75	-0.05 %	48	4	152,324	3,380.00	3,380.00	3,370.25	0.01 %	+0.01 %
/TF	1,098.80	-2.20	-0.20 %	22	6	62,649	1,102.70	1,102.70	1,094.50	0.01 %	+0.15 %
/GC	1,1317.00	+8.90	+0.68 %	13	5	74,392	1,312.30	1,312.30	1,308.90	0.01 %	+0.32 %
USD/RUB	-	-	-	1	1	0	-	-	-	0.07 %	-
EUR/USD	-	-	-	1	1	0	-	-	-	0.01 %	-



Market Depth IBM International Business ... Replay On

BX	Bid MM	Bid Avg Price	Bid Total Size	Bid Size	Bid Price	Ask Price	Ask Size	Ask Tot..	Ask Avg Price	Ask MM	AX
B	BSE	519.7200	1	1	519.7200	519.9000	1	1	519.9000	NSDQ	Q
P	ARCA	519.7150	2	1	519.7100	519.8700	2	3	519.8700	BSE	B
Y	BATSY	519.7133	3	1	519.7100	519.8700	1	4	519.8700	ARCA	F
Q	NSDQ	519.7100	4	1	519.7000	519.8700	4	8	519.8700	NSDQ	Q
Q	NSDQ	519.6920	5	1	519.6200	519.8700	3	11	519.8700	PSX	X
Z	BATS	519.6733	6	1	519.5800	520.0000	11	22	520.0000	EDGE A	K
K	EDGE X	519.6557	7	1	519.5500	520.0000	1	23	520.0000	UBSS	Q
Q	UBSS	519.6413	8	1	519.5400	520.0000	6	29	520.0000	BATS	Z
C	NSX	519.5523	13	5	519.4100	520.2500	3	32	520.2500	BATSY	Y
J	EDGE A	519.5371	14	1	519.3400	520.3200	5	37	520.3200	EDGE X	J
Q	SBSH	519.5140	15	1	519.1900	520.6900	1	38	520.6900	NSX	C
X	PSX	519.4076	17	2	518.6100	520.7500	1	39	520.7500	TMDR	Q
Q	FBCO	519.2685	20	3	518.4800	520.8700	2	41	520.8700	CBOE	W
Q	TMBR	519.1986	21	1	517.8000	524.0700	1	42	524.0700	WEMM	Q
W	CBOE	519.0717	23	2	517.7400	525.0000	3	45	525.0000	FBCO	Q
Q	MSCO	518.5933	24	1	507.5900	539.2000	1	46	539.2000	MSCO	Q



News Filter.. Replay Off

Time	Summary
21:01:00 06.11.13	Just In Time for Snow Season, Ariens Company Introduces First, Only Auto-Turn Snow Blower
21:01:00 06.11.13	Must-attend Events At MAPIC
21:02:00 06.11.13	Douglas Ewald Joins KMPG's Omaha Office As a Tax Managing Director
21:02:00 06.11.13	Deutsche Bank Appointed as Depositar Bank for the Sponsored Level III NASDAQ-Listed American Depositary Receipt Program of Cayman Islands Limited
21:02:00 06.11.13	Cinegif Lanunches GIF Marketing Platform to Provide Analytics and New FIG Technology
21:03:00 06.11.13	Samuel Adams Releases 2013 Batch Of Renowned Barrel-Aged Beer, Samuel Adams Utopias
21:03:00 06.11.13	Your Biggest Finance Questions - Answered!
21:05:00 06.11.13	Dotarem (gadoterate meglumine) Injection Now Offered Via Innovative Technology Agreement Awarded By Novation
21:05:00 06.11.13	B&O PLAY products now offered in Magnolia Stores Inside Best Buy In USA this November 2013
21:09:00 06.11.13	Fitch Rates Citibank Credit Card Insurance Trust Citiseries Class 2013-A10 Note
21:12:00 06.11.13	Boehringer Ingelheim Introduces new XP line from Vetera vaccines
21:12:00 06.11.13	Online Media Credentialing Opens for North American Internationl Auto Show 2014
21:12:00 06.11.13	Cinegif Lanunches GIF Marketing Platform to Provide Analytics and New FIG Technology

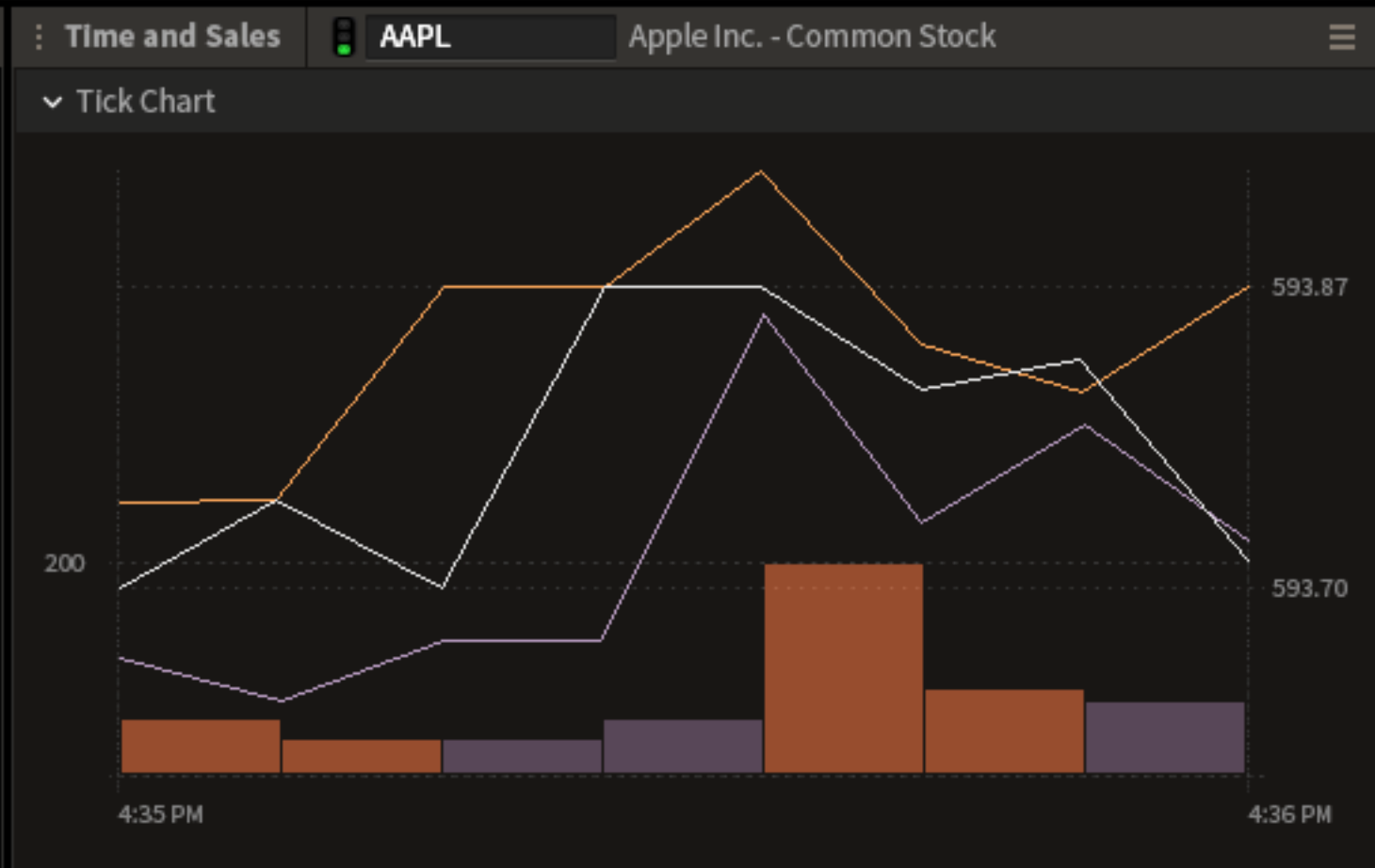
Symbol	Last	Net Change	Bid	Ask	Day Chart	Year Chart	Mark Change	Bid Size	Ask Size	Volume	Open	High	Low	Spread	Gap
AAPL	519.7050	-5.744	519.7200	519.8700			-1.09 %	1	4	4,935,529	524.1500	524.1500	518.2000	0.03 %	-0.25 %
GOOG	1,019.8250	-1.695	1,019.4500	1,019.8900			-0.17 %	1	5	535,454	1,025.6000	1,025.6000	1,015.3700	0.04 %	+0.40 %
/YM	15,663.00	+113.00	15,663.00	15,664.00			+0.73 %	12	56	93,503	15,553.00	15,553.00	15,546.00	0.01 %	+0.02 %
SPX	1,768.74	+5.77	1,768.41	1,769.05			+0.33 %	0	0	0	1,765.00	1,765.00	1,764.40	0.04 %	+0.12 %
SPY	176,9800	+0.71	176.9700	176.9800			+0.40 %	134	29	40,038,498	177.0300	177.0300	176.5400	0.01 %	+0.43 %
/ES	1,764.75	+8.25	1,764.50	1,764.75			+0.47 %	440	350	900,737	1,757.25	1,757.25	1,755.75	0.01 %	+0.04 %
/NQ	3,344.34	-1.75	3,344.75	3,378.00			-0.05 %	48	4	152,324	3,380.00	3,380.00	3,370.25	0.01 %	+0.01 %
/TF	1,098.80	-2.20	1,098.70	1,098.80			-0.20 %	22	6	62,649	1,102.70	1,102.70	1,094.50	0.01 %	+0.15 %
/GC	1,1317.00	+8.90	1,317.00	1,317.10			+0.68 %	13	5	74,392	1,312.30	1,312.30	1,308.90	0.01 %	+0.32 %
USD/RUB	—	—	32.4014	32.4240			—	1	1	0	—	—	—	0.07 %	—
EUR/USD	—	—	1.35263	1.35264			—	1	1	0	—	—	—	0.01 %	—



Dashboard

<p>EUR/USD 1.2068 1.2688 0.00%</p> <p>Low 1.2453 1,000 High 1.2702</p> <p>1.2068 1.2688</p> <p>SELL 2.0 BUY</p>	<p>EUR/CAD 1.55266 1.55285 2.00%</p> <p>Low 1.54856 100 High 1.55728</p> <p>1.55266 1.55285</p> <p>SELL 1.9 BUY</p>	<p>AUD/CZK 19.905 19.915 2.10%</p> <p>Low 19.903 1,000 High 19.925</p> <p>19.905 19.915</p> <p>SELL 1.0 BUY</p>
<p>EUR/CHF 0.9381 0.9382 -2.00%</p> <p>Low 0.9379 1,000 High 0.9386</p> <p>0.9381 0.9382</p> <p>SELL 0.1 BUY</p>	<p>CAD/JPY 75.20 75.25 -0.68%</p> <p>Low 75.05 100 High 75.55</p> <p>75.20 75.25</p> <p>SELL 0.5 BUY</p>	<p>EUR/GBP 0.8084 0.8094 2.00%</p> <p>Low 0.8076 1,000 High 0.8095</p> <p>0.8084 0.8094</p> <p>SELL 1.0 BUY</p>

Type symbol..



News Filter..

Time	Summary
21:01:00 06.11.13	Just in Time for Snow Season, Ariens Company Introduces First, Only Auto-Turn Snow Blower
21:01:00 06.11.13	Must-attend Events At MAPIC
21:02:00 06.11.13	Douglas Ewald Joins KMPG's Omaha Office As a Tax Managing Director
21:02:00 06.11.13	Deutsche Bank Appointed as Depositar Bank for the Sponsored Level III NASDAQ-Listed American Depositary Receipt Program of Cayman Islands Limited
21:02:00 06.11.13	Cinegif Lanunches GIF Marketing Platform to Provide Analytics and New FIG Technology
21:03:00 06.11.13	Samuel Adams Releases 2013 Batch Of Renowned Barrel-Aged Beer, Samuel Adams Utopias
21:03:00 06.11.13	Your Biggest Finance Questions - Answered!
21:05:00 06.11.13	Dotarem (gadoterate meglumine) Injection Now Offered Via Innovative Technology Agreement Awarded By Novation
21:05:00 06.11.13	B&O PLAY products now offered in Magnolia Stores inside Best Buy in USA this November 2013
21:09:00 06.11.13	Fitch Rates Citibank Credit Card Insurance Trust Citiseries Class 2013-A10 Note
21:12:00 06.11.13	Boehringer Ingelheim Introduces new YD line from Vetera vaccines

Time	Exch	PD	Price	Size	BD	Bid	AD
21:34:05...	NYSE A...	+	593.7200	100	▼	593.9000	+
21:34:05...	NASDA...	+	593.7100	100	▲	593.8700	+
21:34:05...	NYSE A...	▲	593.7100	100	▼	594.2500	+
21:34:05...	NYSE A...	▼	593.7000	100	▼	594.8700	▼
21:34:05...	NYSE A...	+	593.6200	100	▼	599.0700	+
21:34:05...	NYSE A...	▼	593.5800	100	+	599.8700	▼
21:34:05...	FINRA	▲	593.5500	100	▲	599.8700	▲
21:34:05...	NASDA...	▲	593.5400	100	▲	600.0000	▲
21:34:05...	NASDA...	▲	593.4100	100	▲	600.3200	+
21:34:05...	NASDA...	+	593.3400	100	+	600.6900	+
21:34:05...	NASDA...	▼	593.1900	100	+	600.7500	▼
21:34:05...	NYSE A...	▼	592.6100	100	+	600.2500	▼
21:34:05...	FINRA	+	592.4800	100	+	599.9000	+
21:34:05...	NYSE A...	+	591.8000	100	▼	598.8700	+
21:34:05...	FINRA	▲	591.7400	100	▲	599.0700	▲
21:34:05...	NASDA...	▲	581.5900	100	▲	602.0700	▲

Advanced Search

Search:

Filters

Search by:

Show items:

Only popular

Symbol	Description	Stock	Products
AA	Alcoa Inc.	NYSE	Stock
AAPL	Apple Inc.	NASDAQ	Stock; Options
AAL	American Airlines Group Inc.	NASDAQ	Stock; Options
AAN	Aaron's, Inc.	NYSE	Stock
AALIJK	Astra Agro Lestari Tbk.	Jakarta	Stock
AAV	Advantage Oil & Gas Ltd.	NYSE	Stock; Futures
AIR	AAR Corp.	NYSE	Stock; Futures
AAP	Advance Auto Parts Inc.	NYSE	Stock
ASTM	Aastrom Biosciences, Inc.	NASDAQ	Stock
AA	Alcoa Inc.	NYSE	Stock
AAPL	Apple Inc.	NASDAQ	Stock; Options
AAL	American Airlines Group Inc.	NASDAQ	Stock; Options
AAN	Aaron's, Inc.	NYSE	Stock
AALIJK	Astra Agro Lestari Tbk.	Jakarta	Stock
AAV	Advantage Oil & Gas Ltd.	NYSE	Stock; Futures
AIR	AAR Corp.	NYSE	Stock; Futures
AAP	Advance Auto Parts Inc.	NYSE	Stock
ASTM	Aastrom Biosciences, Inc.	NASDAQ	Stock

Option Selector

Base symbol: Apple Inc. — Common Stock

Filters

Expiration: - +

Strikes:

Show:

Exchange:

Multiplier:

Expiration type:
 Standart
 Weeklies
 Other

Sizes:
 Standart
 Mini
 Adjusted

SEP-12-14	15 to exp	W	STAN	AM	Adj	spc	100
Call Theo Price	Call Bid	Call Ask	Strike	Put Bid	Put Ask	Put Theo Price	
2.43	2.48	2.62	96.0	0.22	0.23	0.23	
1.63	1.94	2.02	97.0	0.41	0.42	0.42	
0.99	1.23	1.29	98.0	0.74	0.76	0.75	
0.53	0.66	0.73	99.0	1.28	1.30	1.28	
0.26	0.33	0.38	100.0	1.97	2.04	1.98	
0.13	0.16	0.18	101.0	2.74	3.05	2.79	

Option Selector

Base symbol: Apple Inc. — Common Stock

Filters

Expiration: - +

Strikes:

Show:

Exchange:

Multiplier:

Expiration type:
 Standart
 Weeklies
 Other

Sizes:
 Standart
 Mini
 Adjusted

SEP-12-14	15 to exp	W	STAN	AM	Adj	spc	100
Strike	Put Bid	Put Ask	Put Theo Price				
96.0	0.22	0.23	0.23				
97.0	0.41	0.42	0.42				
98.0	0.74	0.76	0.75				
99.0	1.28	1.30	1.28				
100.0	1.97	2.04	1.98				
101.0	2.74	3.05	2.79				

Futures Selector

Base symbol: Apple Inc. — Common Stock

Filters

Expiration: - +

Class:

Div protection: Yes No

Symbol	Expiry	Div Protection	Exchange	Currency	Multiplier
AAPL1CN4	12/04/14	Yes	ONE	USD	100
AAPL1CN6	12/04/14	Yes	NYSE	USD	150
AAPL2CN4	12/04/14	Yes	ONE	USD	100
AAPL2CN6	12/04/14	Yes	NYSE	USD	150
AAPL3CN4	12/04/14	Yes	ONE	USD	100
AAPL3CN6	12/04/14	Yes	NYSE	USD	150
AAPL3CN8	12/04/14	Yes	ONE	USD	100
AAPL4CN4	12/04/14	Yes	NYSE	USD	150
AAPL4CN6	12/04/14	Yes	NASDAQ	USD	200
AAPL3CN6	12/04/14	Yes	NYSE	USD	150
AAPL3CN8	12/04/14	Yes	ONE	USD	100
AAPL4CN4	12/04/14	Yes	NYSE	USD	150
AAPL4CN6	12/04/14	Yes	NASDAQ	USD	200

Option Selector

Base symbol: Apple Inc. — Common Stock

Filters

Expiration: - +

Strikes:

Show:

Exchange:

Multiplier:

Expiration type:
 Standart
 Weeklies
 Other

Sizes:
 Standart
 Mini
 Adjusted

SEP-12-14	15 to exp	W	STAN	AM	Adj	spc	100
Call Theo Price	Call Bid	Call Ask	Strike				
2.43	2.48	2.62	96.0				
1.63	1.94	2.02	97.0				
0.99	1.23	1.29	98.0				
0.53	0.66	0.73	99.0				
0.26	0.33	0.38	100.0				
0.13	0.16	0.18	101.0				

ПОЛЕЗНОЕ ЗНАНИЕ

Полупрозрачность

кнопки и баров —

гибкость

Mobile

iOS. Phone

Quote details **Create order** **Submit**

EUR/USD 1.2193 1.2194
Euro/USDollar Spot Bid (Sell) Ask (Buy)

MARKET **LIMIT** STOP

BUY @
Lots x 100K

Expiration **GTC** D/

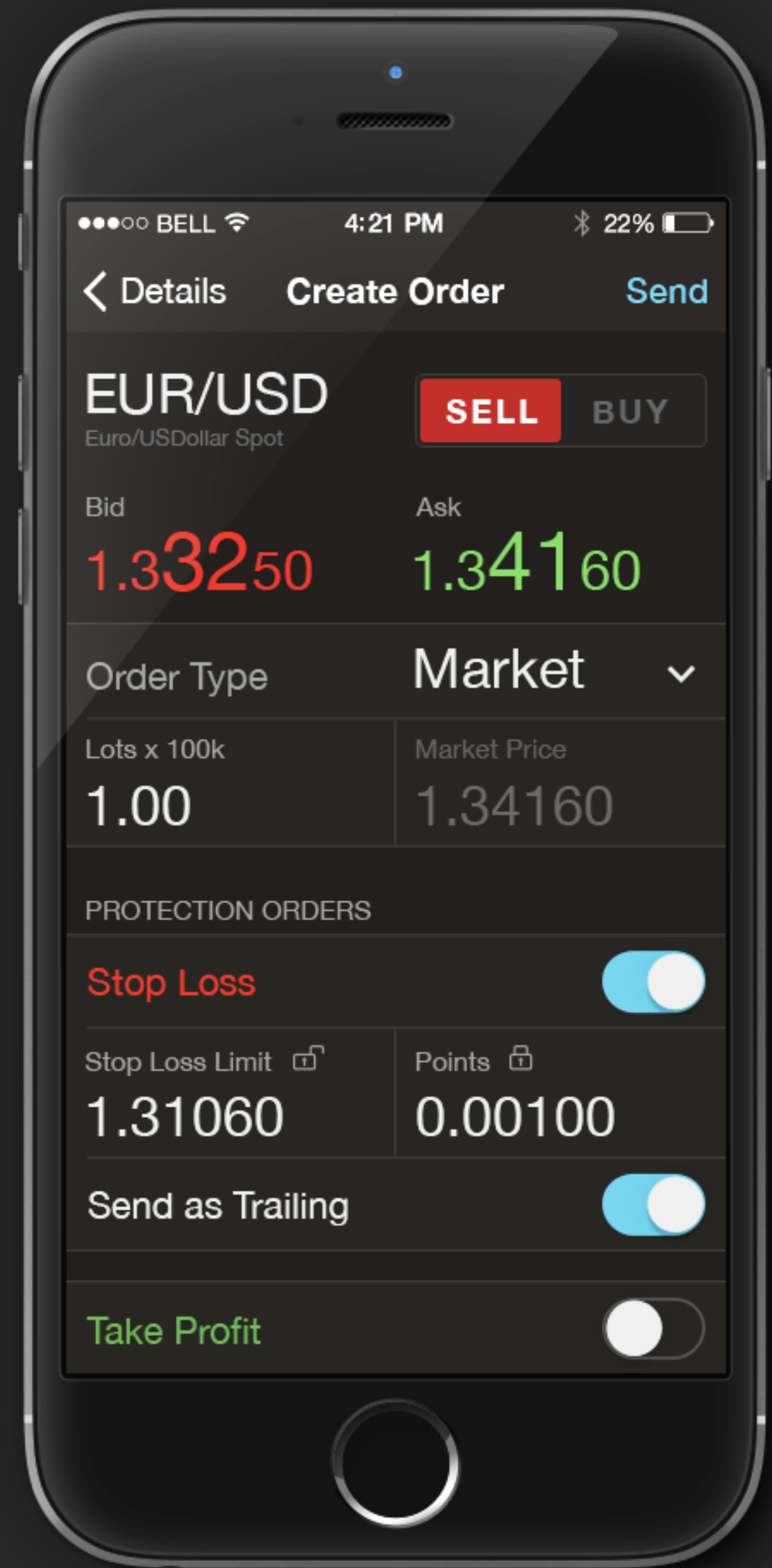
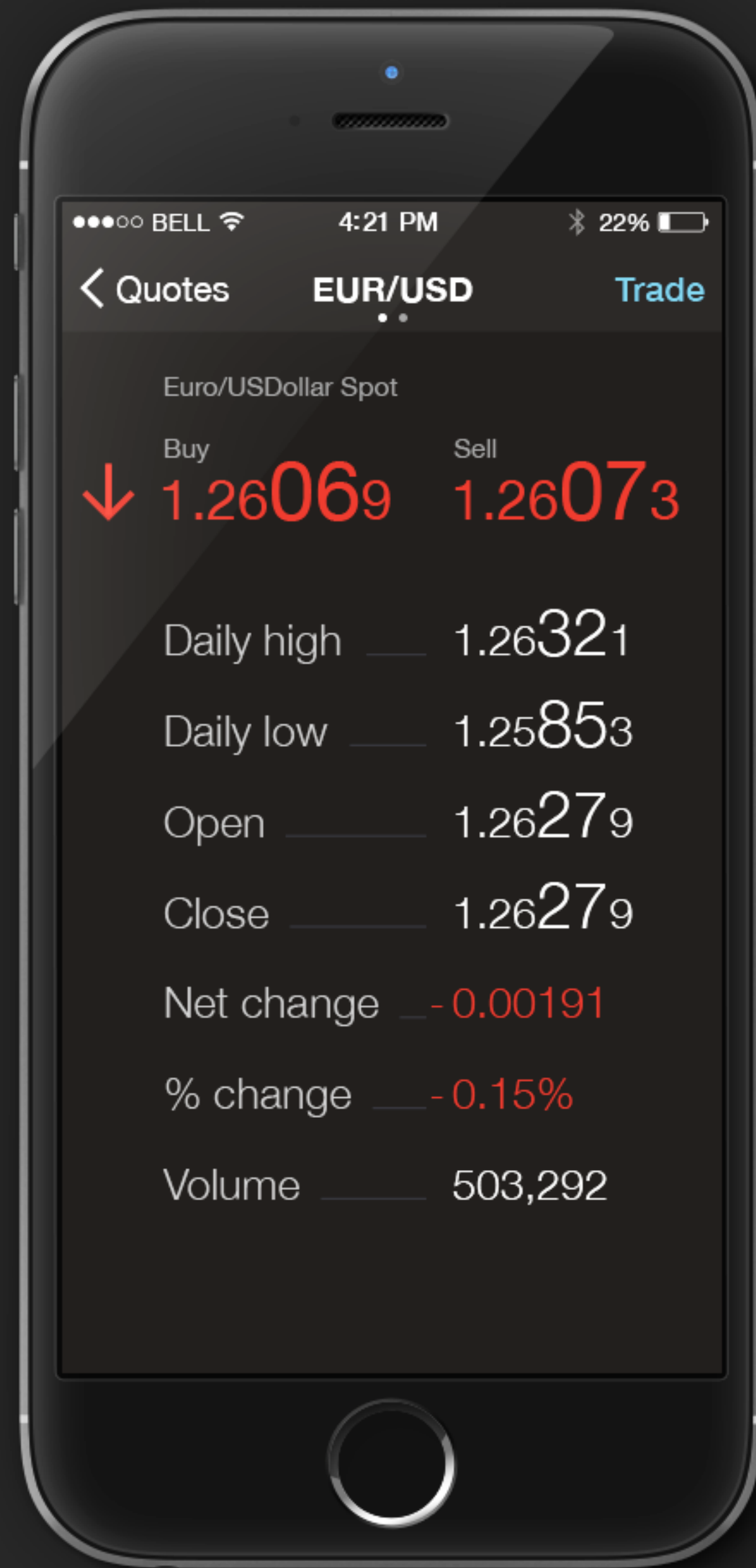
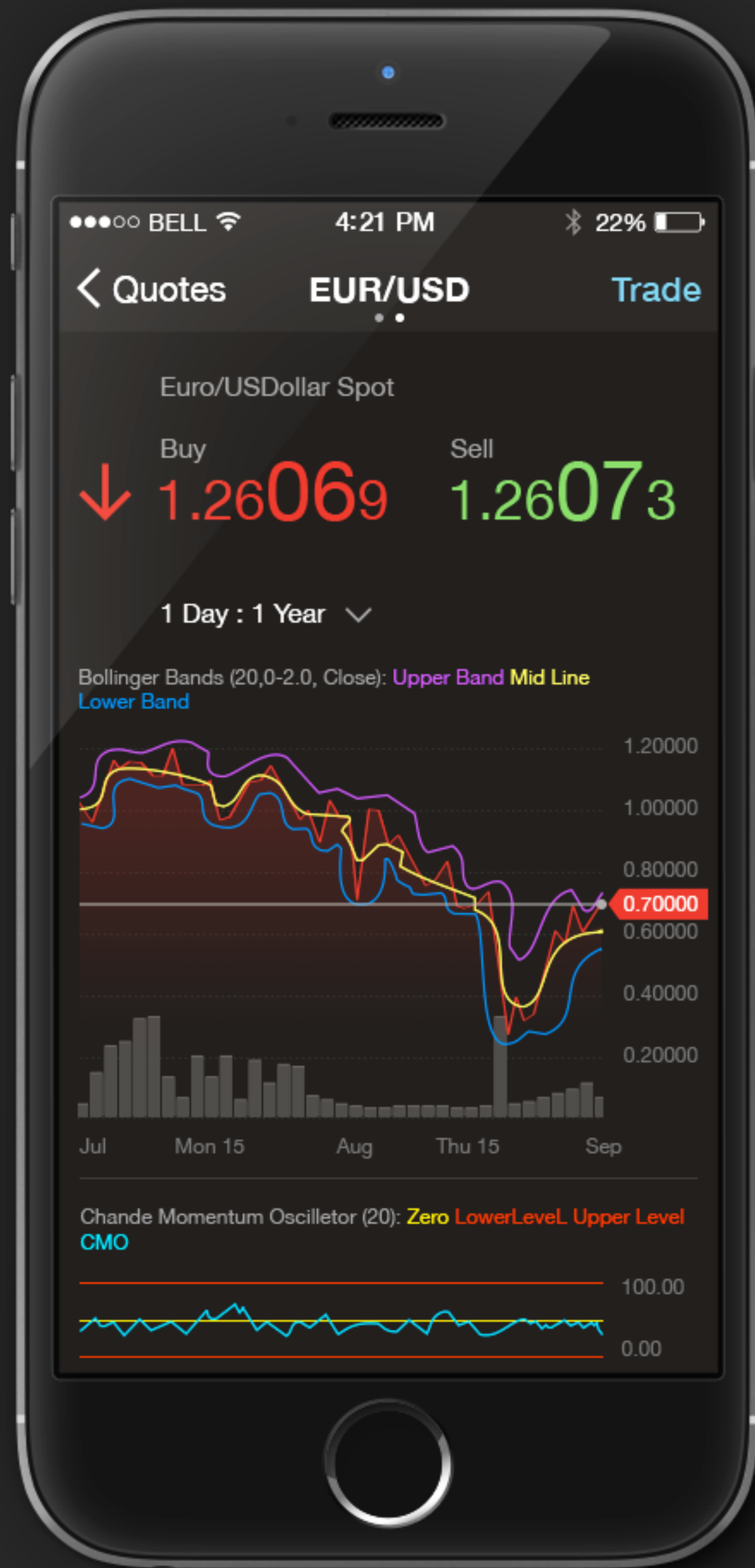
Account **A2** A

Quotes

BID / ASK CHARTS

Symbol	Bid	Ask
GOOG	569.07	569.15
MSFT	28.83	28.84
NVDA	12.39	12.40
EUR/USD	1.21885	1.21886
USD/JPY	79.323	79.335
EUR/GBP	0.79059	0.79069





Base colors

Color palette with 18 items including labels like 'Label, Default, Checked', 'Secondary Button', 'Primary Button', etc.

Controls

Wireframe of a mobile screen with various UI elements like 'Placeholder', 'Take Profit', 'Close Position', and 'Cancel Order' with annotations.

Icons



Texts

Text list including 'Nav Bar Header & Button Text', 'Input text', 'Watchlist Symbol text', and 'Price 37.67'.

Sidebar & Search

Two columns of mobile app screens showing a sidebar menu with items like 'Watchlist', 'Positions', 'Orders', and 'Account', along with search and filter options.

Order Entry

Two columns of mobile app screens for order entry, showing a summary of order details and a numeric keypad for inputting values like quantity or price.

Watchlist

Two columns of mobile app screens displaying a watchlist of financial symbols (AAPL, GOOG, MSFT, etc.) with their current prices and percentage changes, along with small line charts.

Symbol details

Two columns of mobile app screens showing detailed information for a selected symbol, including price, volume, and a larger candlestick chart with a 1-day view.

Mobile

iOS. Tablet



Total \$2 916 500 Used Margin 650 000 Floating P/L 100 000



Watchlist

Symbol	Bid	Ask	Chart
AAPL	592.33	592.50	
GOOG	527.70	528.10	
MSFT	40.51	40.59	
EUR/USD	1.3794	1.3812	
USD/CAD	1.10	1.20	
EUR/CAD	1.2881	1.2882	

Positions

USD/THB

Long Price 30.7735 Used Margin 445,593.87

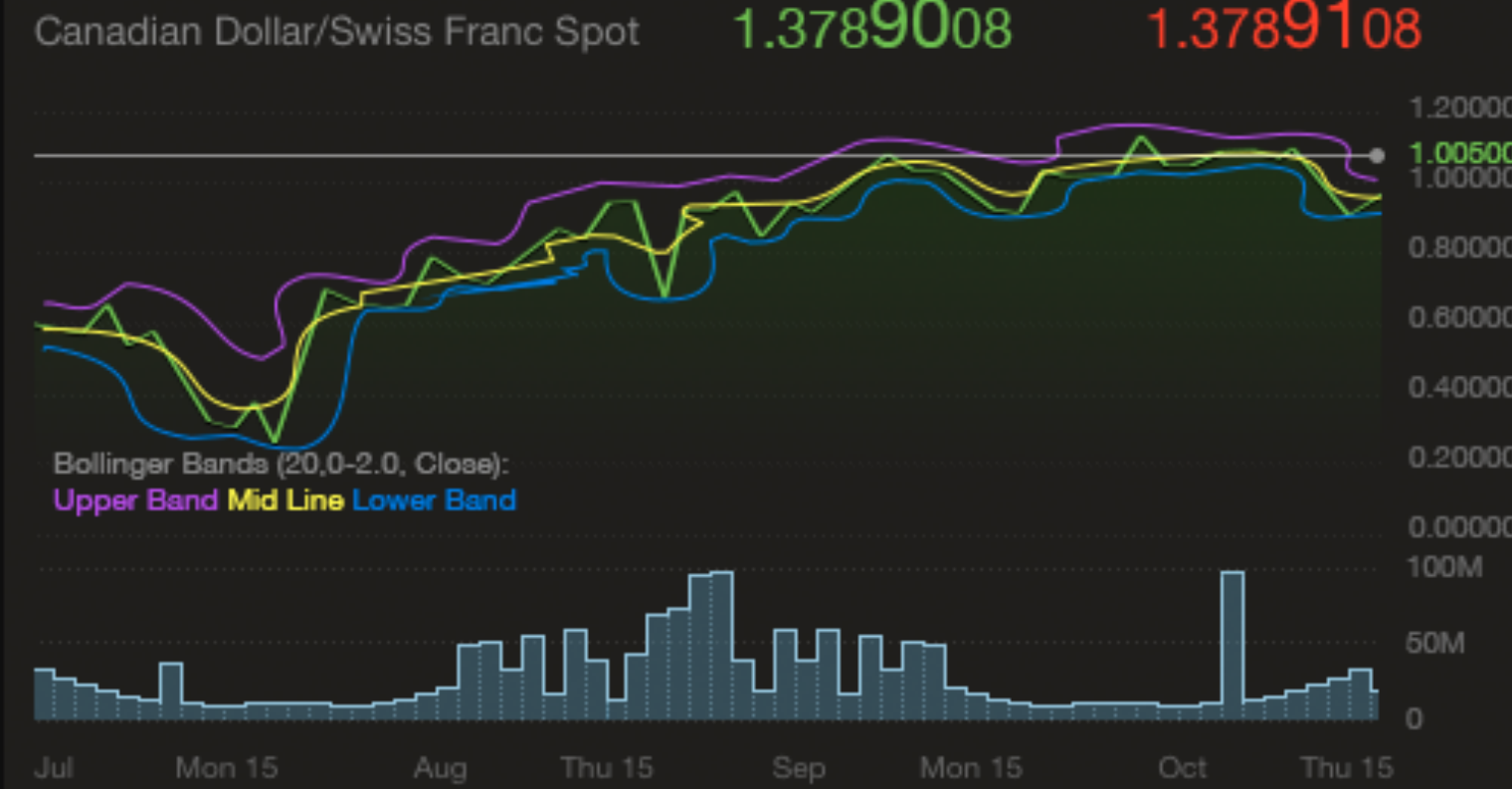
FPL -3,077.66 Current Price 30.7625 Position Code 38116640:11

Take Profit 30.8000 Stop Loss 30.2000

Close Position

Chart Day : Year

CAD/CFH



Heat Map



dx Total \$2 916 500 Used Margin 650 000 Floating P/L 100 000

Watchlist

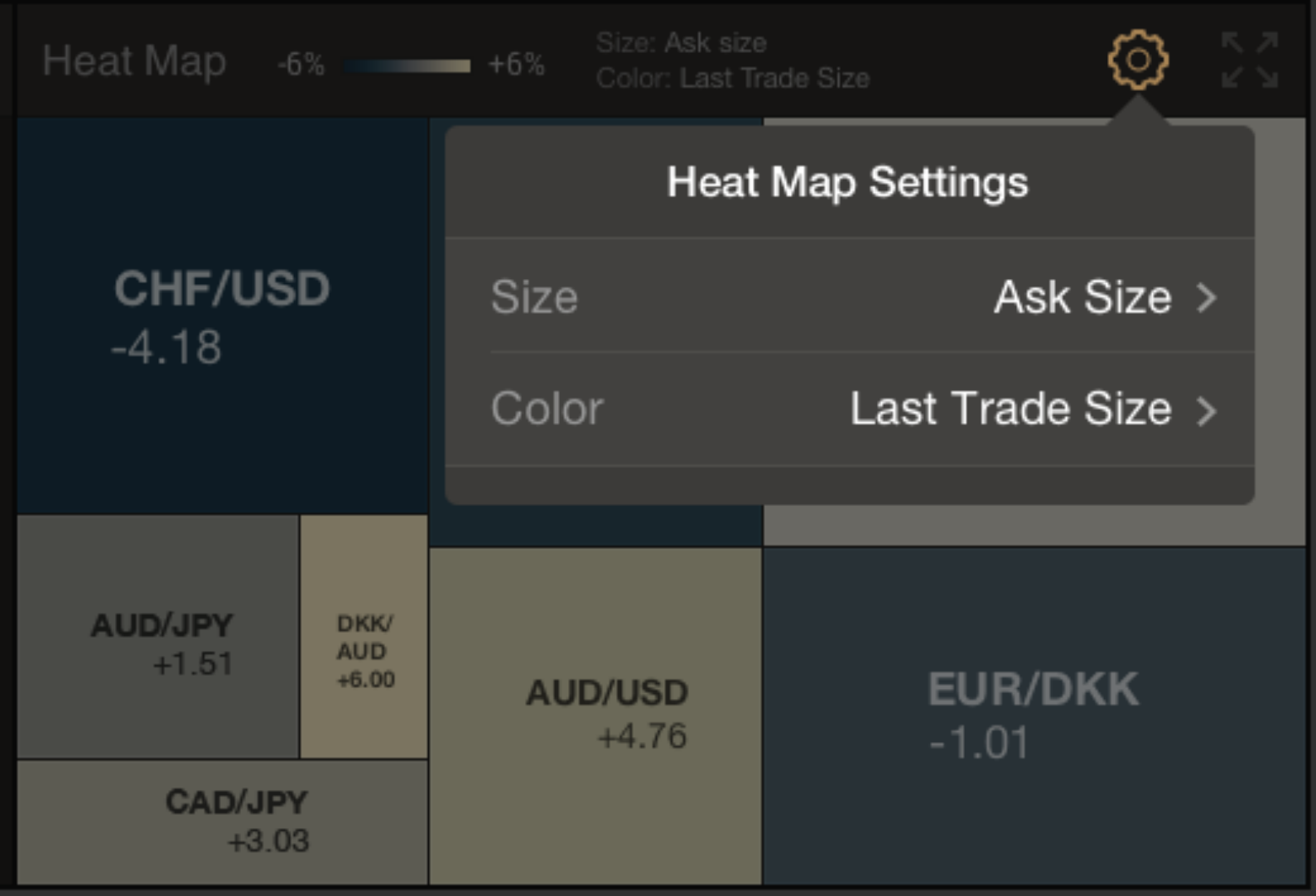
Symbol	Bid
AAPL	592.5
GOOG	527.7
MSFT	40.5
EUR/USD	1.379
USD/CAD	1.7
EUR/CAD	1.288

Positions USD/THB

Long	Price	Used Margin
3.55	30.7735	445,593.87
FPL	Current Price	Position Code
-3,077.66	30.7625	38116640:11
Take Profit	Stop Loss	
30.8000	30.2000	

Close Position

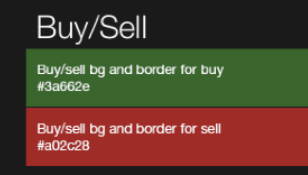
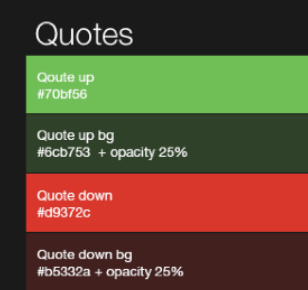
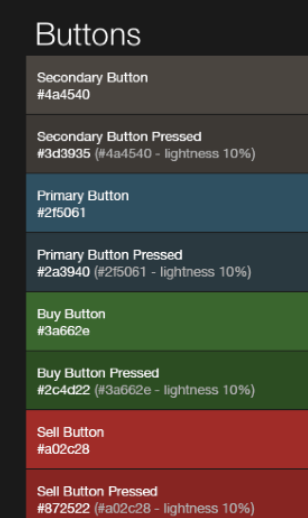
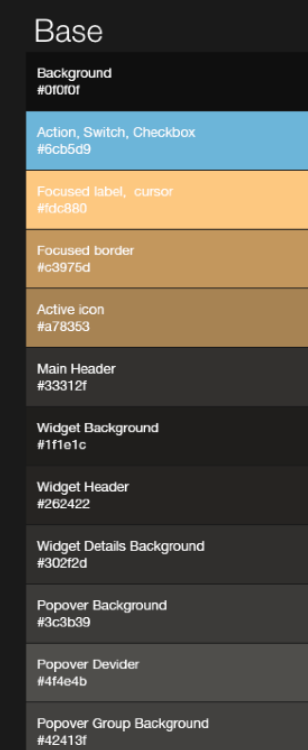
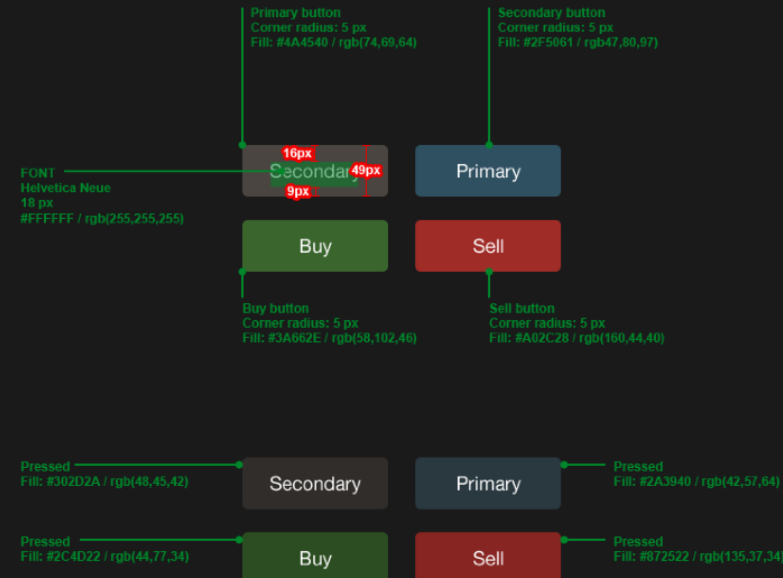
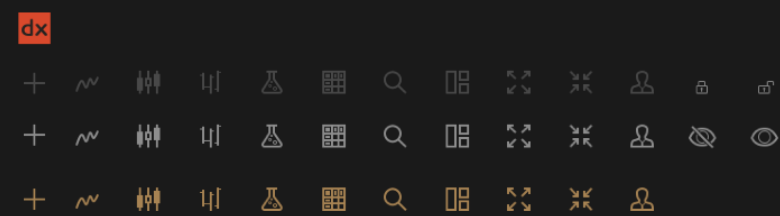
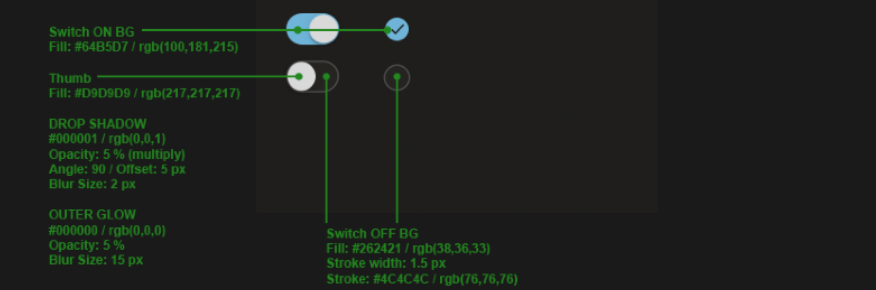
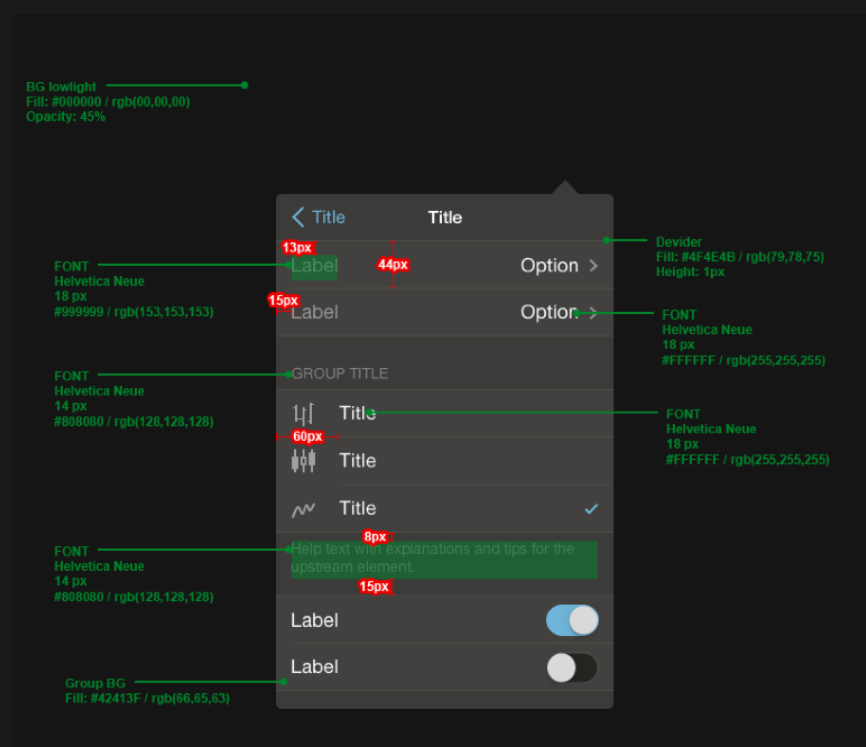
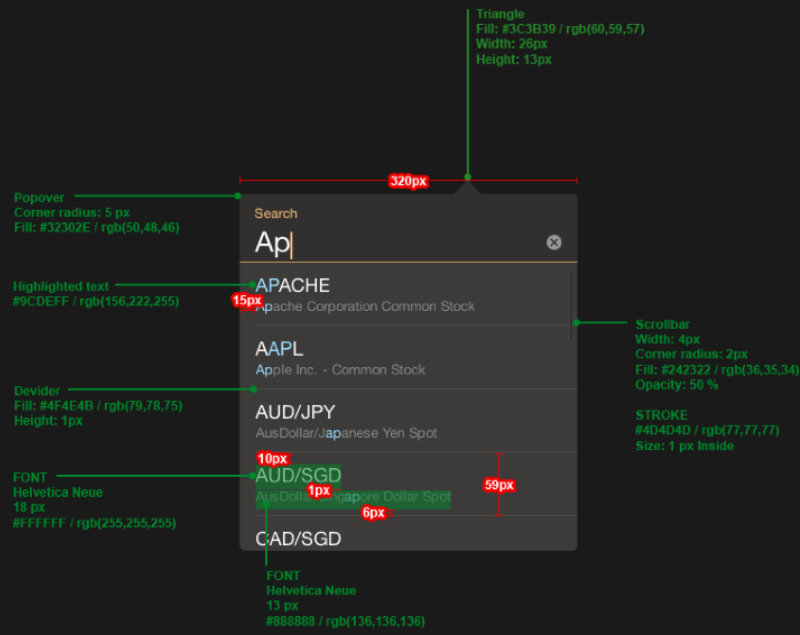
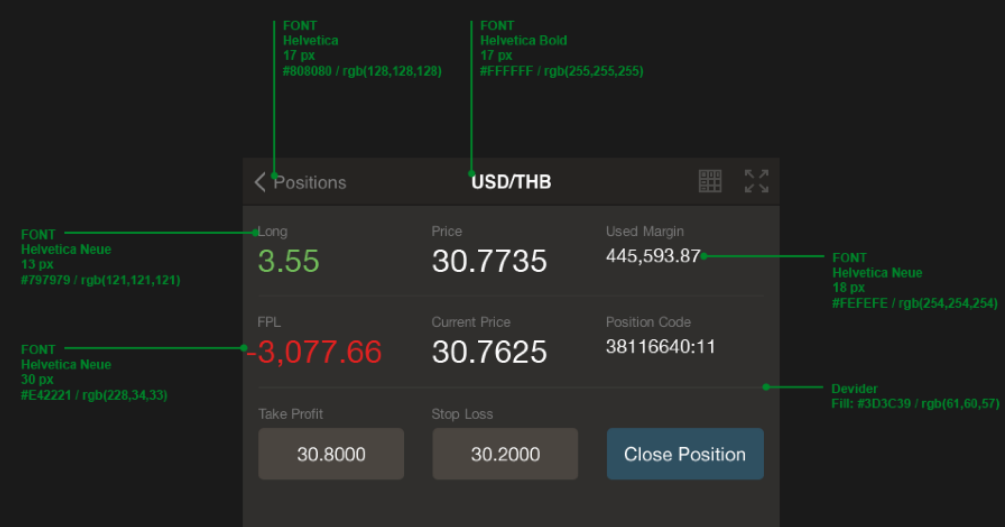
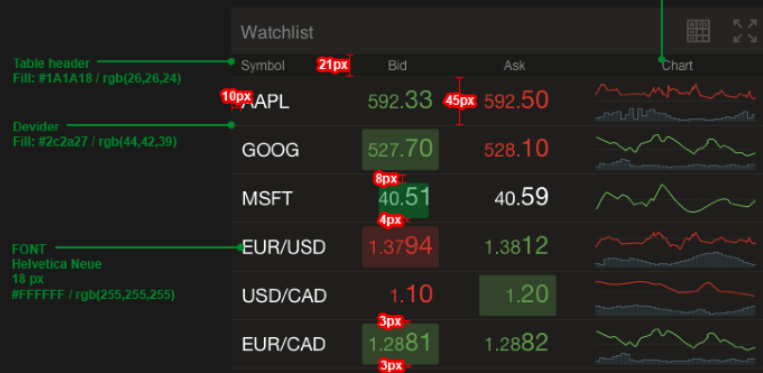
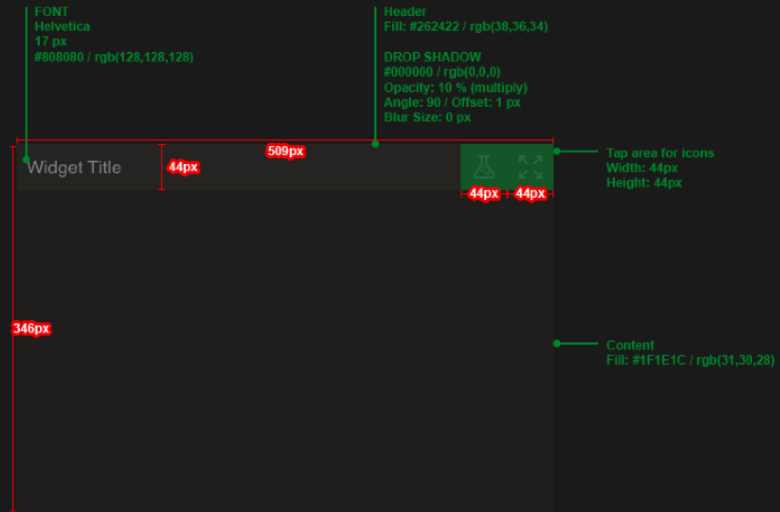
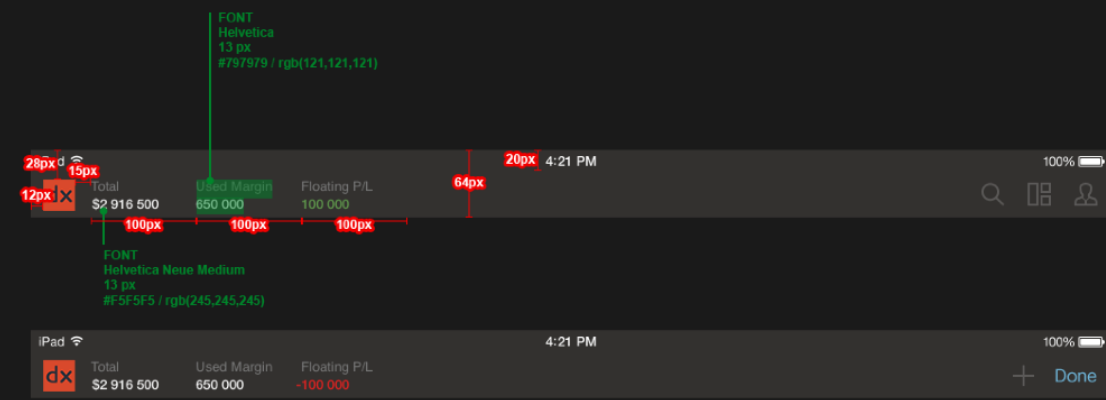
Menu overlay with options: Title, Label, Option, GROUP, Title, Title, Title, Help text with explanations and tips for the upstream element, Label, Label.



Heat Map Settings

Size Ask Size

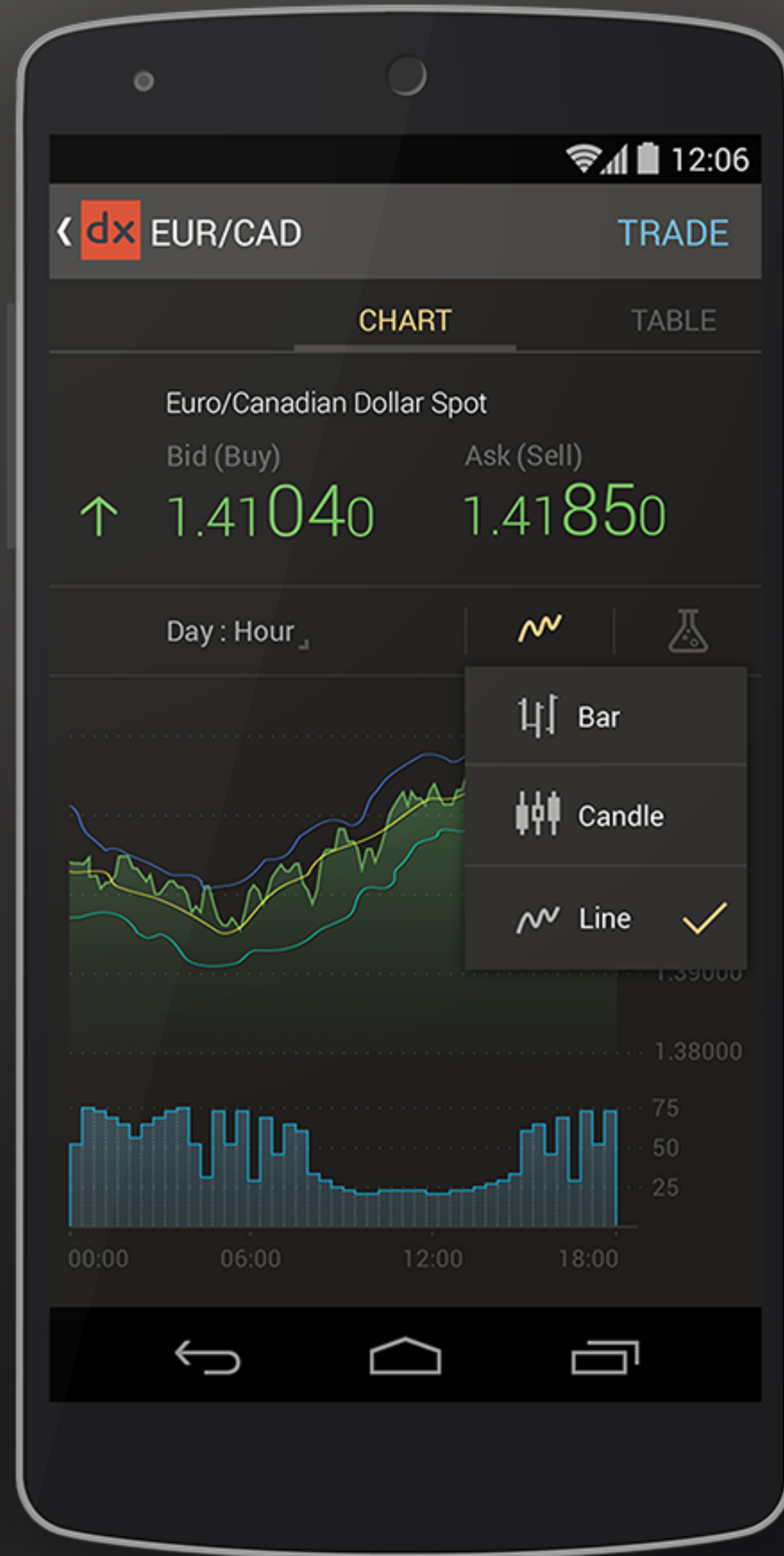
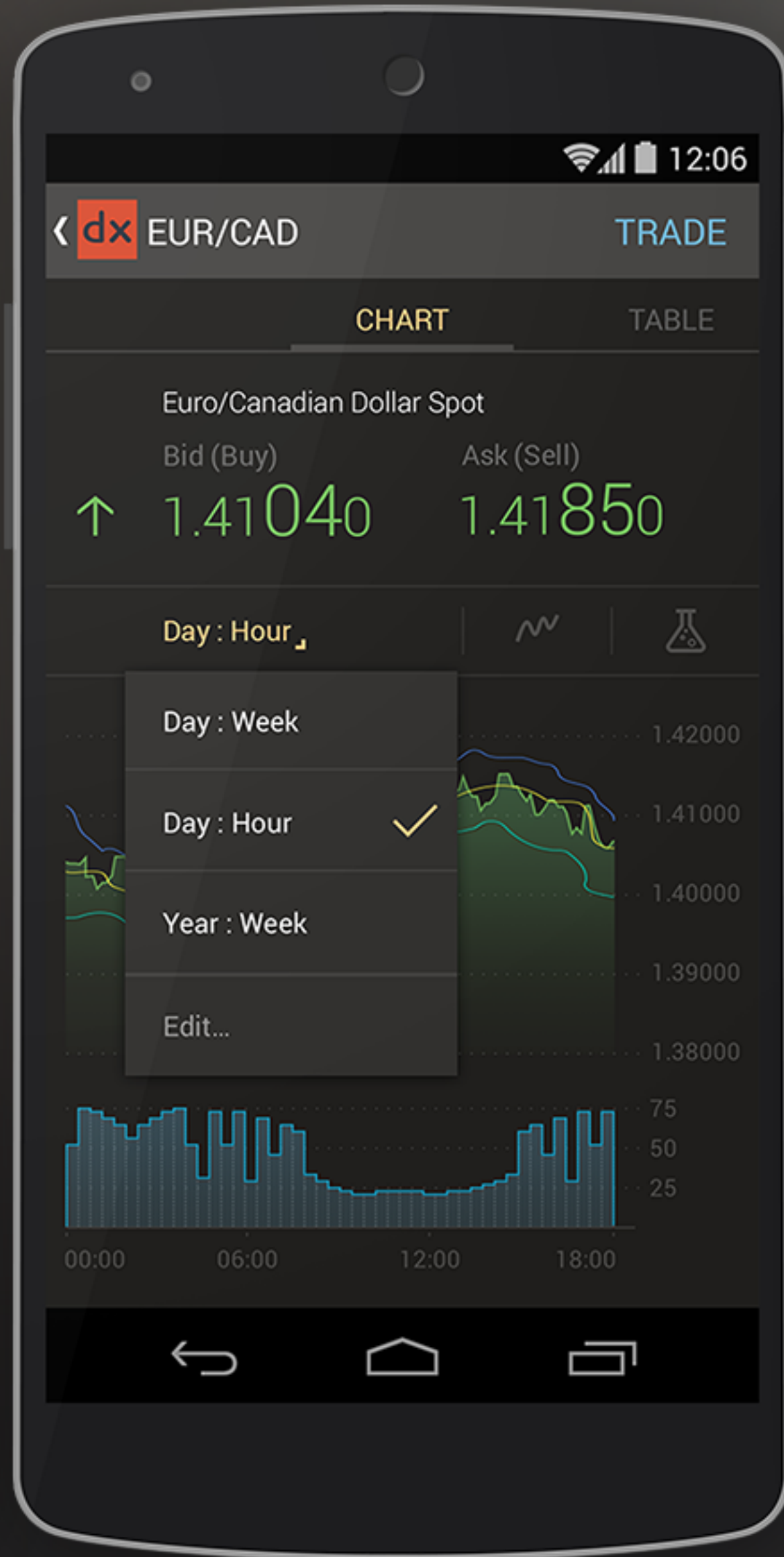
Color Last Trade Size



Mobile

Android. Phone





dx EUR/CAD TRADE

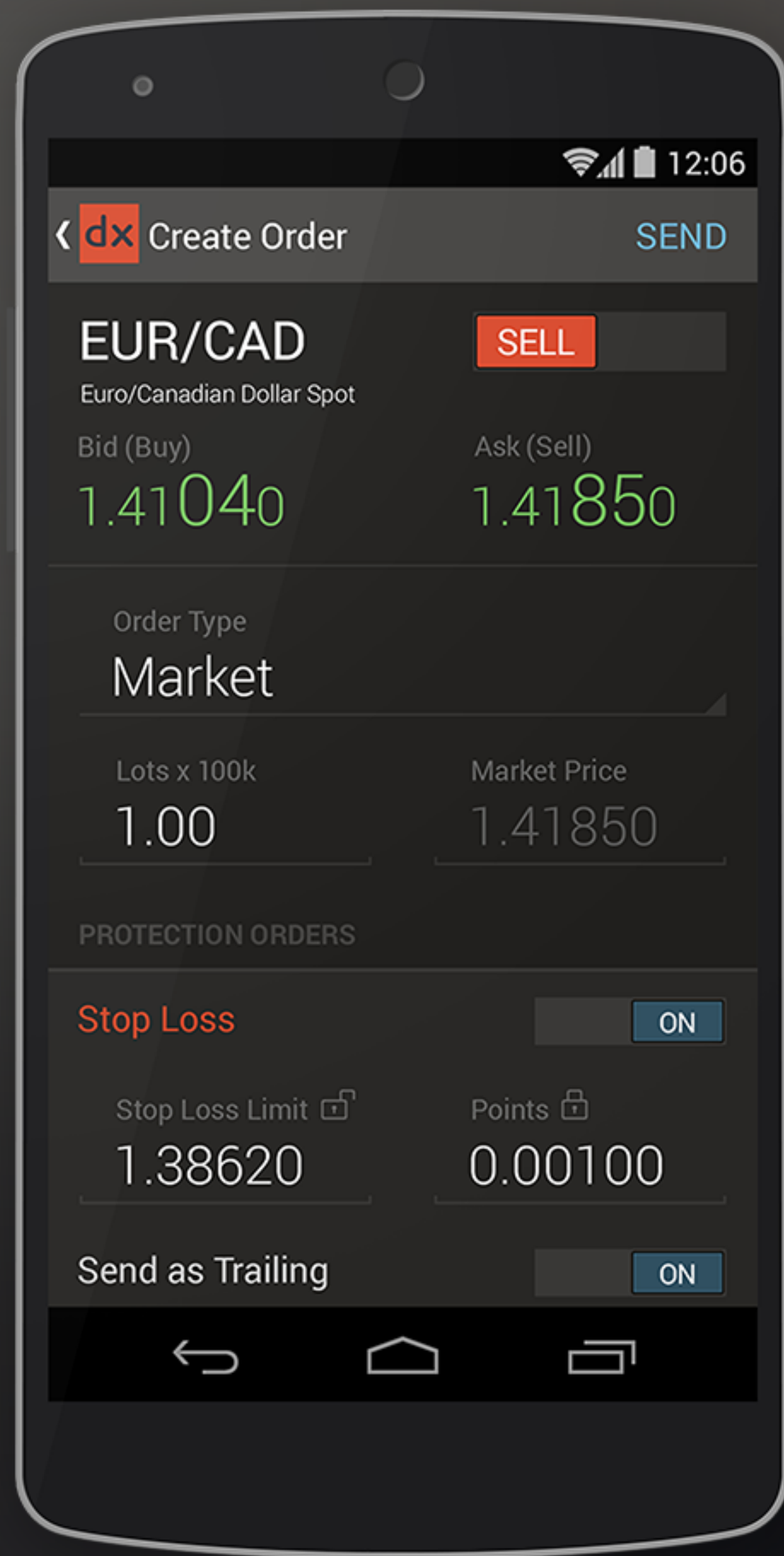
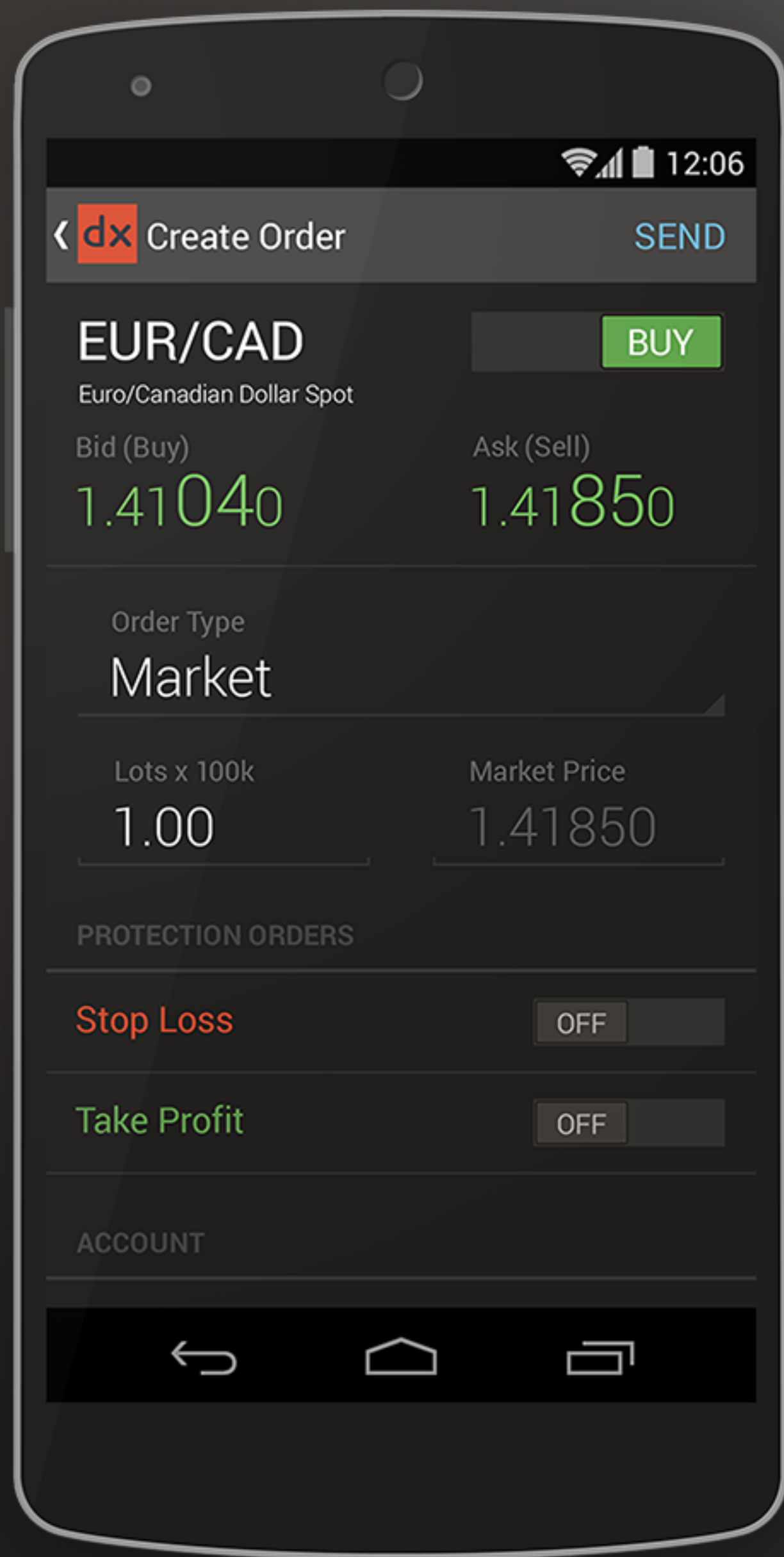
CHART TABLE

Euro/Canadian Dollar Spot

Bid (Buy) 1.41040 Ask (Sell) 1.41850

Daily high	1.41970
Daily low	1.40870
Open	1.41692
Close	1.41852
Net change	0.0081
% Change	0.03%
Volume	8

00:00 06:00 12:00 18:00



Base colors

Color palette for Base colors:

- Dark Blue: #000080
- Light Blue: #ADD8E6
- Dark Green: #008000
- Light Green: #90EE90
- Dark Red: #8B0000
- Light Red: #FF6347
- Dark Grey: #333333
- Light Grey: #CCCCCC
- White: #FFFFFF
- Black: #000000

Controls

Control elements for the app:

- Buttons: Buy, Sell, Stop Loss (with price input), Limit Order, Market Order.
- Switches: On/Off for various settings.
- Inputs: Text boxes for price and quantity.

Watchlist

Watchlist interface showing currency pairs and their prices:

Pair	Price	Change
EUR/USD	1.29782	1.29792
USD/THB	1.27656	1.27516
EUR/CAD	1.28818	1.28820
EUR/CHF	1.21092	1.21102
EUR/CZK	24.9096	24.0106
EUR/DKK	7.46835	7.46846

Each currency pair is accompanied by a small line chart showing price movement.

Side Menu

Side menu navigation options:

- Watchlist
- Positions
- Orders
- Alarms
- Accounts
- News
- Login

Chart Settings

Chart settings interface for a study:

- Legend: Select visible indicators.
- Acceleration: On/Off
- Chaikin Oscillator: On/Off
- UpperBand: On/Off
- MidLine: On/Off
- LowerBand: On/Off

Includes a color selection grid for the indicators.

Texts

Text styles for the app:

- Action Bar Header
- Watchlist Symbol Text
- Quote Up/Down Watchlist
- Search Result Text
- Side Menu Label
- Input Text
- Button Text
- Quote Details Text

Icons

Icon set for the app, including symbols for search, watchlist, and various indicators.

Search

Search interface showing a list of currency pairs with their current prices and change indicators.

Pair	Price	Change
EUR/USD	1.29782	1.29792
USD/THB	1.27656	1.27516
EUR/CAD	1.28818	1.28820
EUR/CHF	1.21092	1.21102
EUR/CZK	24.9096	24.0106
EUR/DKK	7.46835	7.46846

Quote Details

Quote details for EUR/CAD, including a line chart, table, and trade data:

Pair	Price	Change
EUR/CAD	1.410405	1.418506

Additional data shown includes Open, High, Low, Close, Net change, % Change, and Volume.

Timescales

Timescale selection interface for the chart, allowing users to choose between different time intervals:

- Day
- Hour
- Week
- Month

Mobile

Android. Tablet



Melisa Stoneberg

Balance \$4 630 100

Margin 25%

P/L -33 000






БЫЛО





Account Name EUR

Account Name RUB

Account Name USD

Watchlist #2   

	Bid ▲	Ask	Volume
	0.58134	0.57134	12 942
BRCM	195.84100	195.94400	100 144
CNET	100.58134	100.59134	36 002
EBAY	1.60223	1.61233	82 125
ELNK	8.40723	8.44203	31

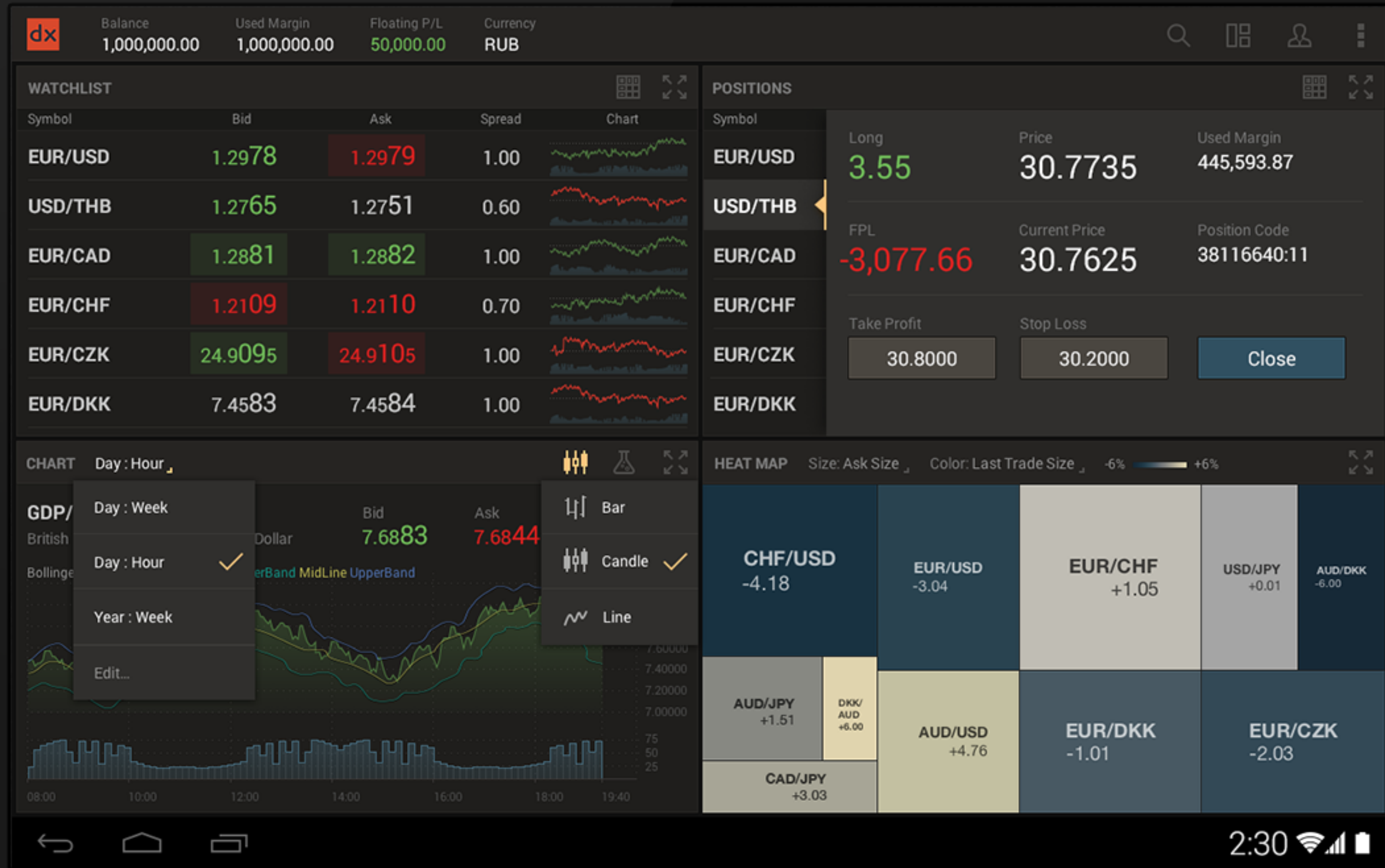
 Positions   

Symbol	Bid	Ask ▼	Volume •
AMZN	0.58134	0.57134	12 942
BRCM	195.84100	195.94400	100 144
CNET	100.58134	100.59134	36 002
EBAY	1.60223	1.61233	82 125

 Watchlist #1 

Symbol	Bid
AMZN	0.58134
BRCM	195.84100
CNET	100.58134
EBAY	1.60223
ELNK	8.40723

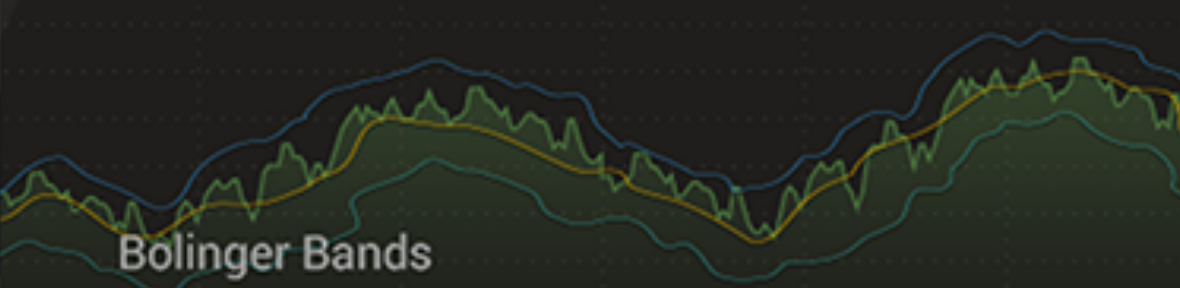
	Bid	Ask	Volume
	0.58134	0.57134	12 942
BRCM	195.84100	195.94400	100 144
CNET	100.58134	100.59134	36 002
EBAY	1.60223	1.61233	82 125
ELNK	8.40723	8.44203	31
	1.59223	1.60204	100
	4.42013	4.48013	672 000
AMZN	95.84100	95.94400	5
BRCM	80.58134	80.59134	10 312
EBAY	2.60223	2.61233	64 865
ELNK	16.40723	16.44203	11 023
	6.59223	6.60204	86 914



- DISPLAY
- Studies
- Legend
- AVAILABLE STUDIES
- Bolinger Bands
20, 0, -2.0, Clo
- DMI
20, Close
- Acceleration
100
- Chaikin Oscillator
10, 10, 37,

- ✓ ADD 5 STUDIES
- ACCELERATION STUDIES
- ✓ Bolinger Bands
20, 0, -2.0, Close
- DMI
20, Close
- Acceleration
100
- Chaikin Oscillator
10, 10, 37, 100, 50
- Williams Alligator
HIGH, LOW, 13, 8, 8, 5, 5, 3
- ✓ CCI
20, 0, -2.0, Close
- ✓ EMA
20, 0, -2.0, Close
- ✓ Elder Ray
20, 0, -2.0, Close
- Chande Momentum Oscill

New Study



OPTIONS

Length: 14
Displace: 0
NumDevDown: -2.0
Price: Close

PLOT STYLES

UpperBand: [Blue Box]
MidLine: [Yellow Box]
LowerBand: [Cyan Box]



Color selection palette for plot styles

dx
Balance 1,000,000.00
Used Margin 1,000,000.00
Floating P/L 50,000.00
Currency RUB

🔍
☰
👤
☰

WATCHLIST

Symbol	Bid
EUR/USD	1.2978
USD/THB	1.2765
EUR/CAD	1.2881
EUR/CHF	1.2109
EUR/CZK	24.9095
EUR/DKK	7.4583

✓ DONE

Timescales

RANGE	PERIOD
Day : Week <input checked="" type="checkbox"/>	Day
Day : Month <input checked="" type="checkbox"/>	Week
Year : Week <input checked="" type="checkbox"/>	Month
12 Hours : 2 Months <input type="checkbox"/>	

🗑 Remove Timescale

Used Margin 445,593.87

Position Code 38116640:11

Close

CHART Day : Hour

Day : Week

Day : Hour ✓

Year : Week

Edit...

GDP/

British Dollar

Bollinger

←
🏠
📄

2:30
📶
📶
🔋

В заключение

- Первое приложение как основа
- Дизайн 4 — 5 значимых экранов и форм
- Формирование базовой палитры и UI-кита (Confluence + SVN)
- Параллельное внедрение
- «50/50 %»

Вопросы

Используемые сторонние материалы

<http://www.dreamstime.com/stock-images-graphic-designer-workplace-flat-illustration-image38056024> — подложка, автор Pressureua

<http://thenounproject.com/term/arrow/6977/> — стрелка, автор Tobias Klepp

<http://thenounproject.com/term/wink/70975/> — смайл, автор Austin Condifff

<http://www.google.com/design/spec/style/color.html#color-ui-color-palette> — палитра Гугл

<http://thenounproject.com/term/analytics/64579/> — монитор, автор Wilson Joseph